



*Special Eurobarometer*



European  
Commission

# Attitudes of consumers towards the welfare of farmed animals

Fieldwork : February- March 2005

Publication : June 2005

Special Eurobarometer 229 / Wave 63.2 – TNS Opinion & Social

This survey was requested by Directorate General Health and Consumer Protection and coordinated by Directorate General Press and Communication

This document does not represent the point of view of the European Commission.  
The interpretations and opinions contained in it are solely those of the authors.

## Table of contents

<b>INTRODUCTION .....</b>	<b>2</b>
<b>1. The welfare of farmed animals.....</b>	<b>4</b>
1.1. Knowledge of farms where animals are reared .....	4
1.2. Opinion on the protection of farm animals .....	9
1.2.1. Laying hens .....	10
1.2.2. Dairy cows .....	14
1.2.3. Pigs .....	16
1.3. Species to be protected as a priority .....	22
<b>2. Purchasing behaviour and farmed animal welfare .....</b>	<b>26</b>
2.1. Thinking about animal welfare when purchasing.....	26
2.2. Identification of rearing systems .....	31
2.3. Buying eggs.....	36
2.4. Impact of purchasing behaviour on animal welfare .....	42
2.5. Are consumers prepared to pay more for a better welfare for laying hens? ..	50
<b>3. Animal welfare at the European level .....</b>	<b>54</b>
3.1. Perceptions of existing legislation .....	55
3.1.1. The transport of farmed animals .....	56
3.1.2. The slaughter of farmed animals .....	58
3.1.3. The conditions under which animals are kept on farms .....	60
3.2. Comparative perceptions of animal welfare .....	64
3.3. The welfare and protection of farmed animals in the European Union .....	68
<b>4. Conclusion .....</b>	<b>72</b>
 <b>ANNEXES</b>	
<b>Technical specifications</b>	
<b>Questionnaire</b>	
<b>Tables</b>	

## INTRODUCTION

European Union policy for food safety aims, among other things, at ensuring a high level of food quality, animal health as well as animal welfare and protection.

The Amsterdam Treaty, which came into force in May 1999, establishes new fundamental rules for the European Union's animal protection measures in the "Protocol on protection and welfare of animals". It officially recognises that animals are sentient beings and requires the European Institutions and Member States to give full regard to the welfare requirements of animals in formulating and implementing Community legislation.

The new Treaty establishing a Constitution for the European Union, signed on 29 October 2004 by the heads of States and Governments of the 25 Member States as well as the three candidate countries, also undertakes to ensure the protection of animals.

That is the background against which this survey, focusing more particularly on the attitude of consumers to the welfare and protection of farmed animals, was commissioned by the European Commission's Health and Consumer Protection Directorate General. The survey has been carried out by TNS Opinion & Social, interviewing 24 708 citizens in the 25 Member States of the European Union between 9 February and 20 March 2005. The methodology used is that of Eurobarometer surveys as carried out by the Directorate General for Press and Communication (Unit for Opinion Polls, Press Reviews, Europe Direct). A technical note on the manner in which interviews were conducted by the Institutes within the TNS Opinion & Social network is in the annex of this report. This note indicates the interview methods and the confidence intervals.

This report tackles the following themes in turn:

- ◆ the welfare of farmed animals,
- ◆ purchasing behaviour and the welfare of farmed animals,
- ◆ and animal welfare at the European level.

For each of these points, we analyse the results in terms of the European average and we then consider the breakdown of results by country and by socio-demographic variables<sup>1</sup>.

Furthermore, we have systematically cross-analysed the responses to all the questions with additional classification variables, i.e.:

- ◆ question 1, on the frequency with which respondents purchase food for the household,
- ◆ question 2, regarding the frequency of meat consumption,
- ◆ question 3, on the frequency with which meat is purchased with animal welfare in mind.
- ◆ question 4, on the frequency of visits of animal rearing farms,

---

<sup>1</sup> All the tables can be found in the annexes. New rounding methods were adopted during this survey, the figures shown may differ by a point with the sum of individual cells. It should also be noted that the total percentages given in the tables to this report may exceed 100% where respondents were able to give several responses to a single question.

- ◆ question 5, concerning farm animals for which the welfare should be most improved,
- ◆ question 6, regarding the identification on the label of the animal welfare friendly production systems,
- ◆ question 7, concerning the impact of buying animal welfare friendly products on the protection/ welfare of farm animals,
- ◆ question 8, more specifically, on the rating of the welfare of laying hens, dairy cows and pigs,
- ◆ question 9, the source of eggs,
- ◆ question 10, concerning the price premium the respondent would be willing to pay for eggs sourced from an animal welfare friendly production system,

## 1. The welfare of farmed animals

Source: questions 4, 8 and 5

This first section aims to determine the level of consumer knowledge about farms where animals are reared and the welfare and protection of several of the species raised on them.

### 1.1. Knowledge of farms where animals are reared

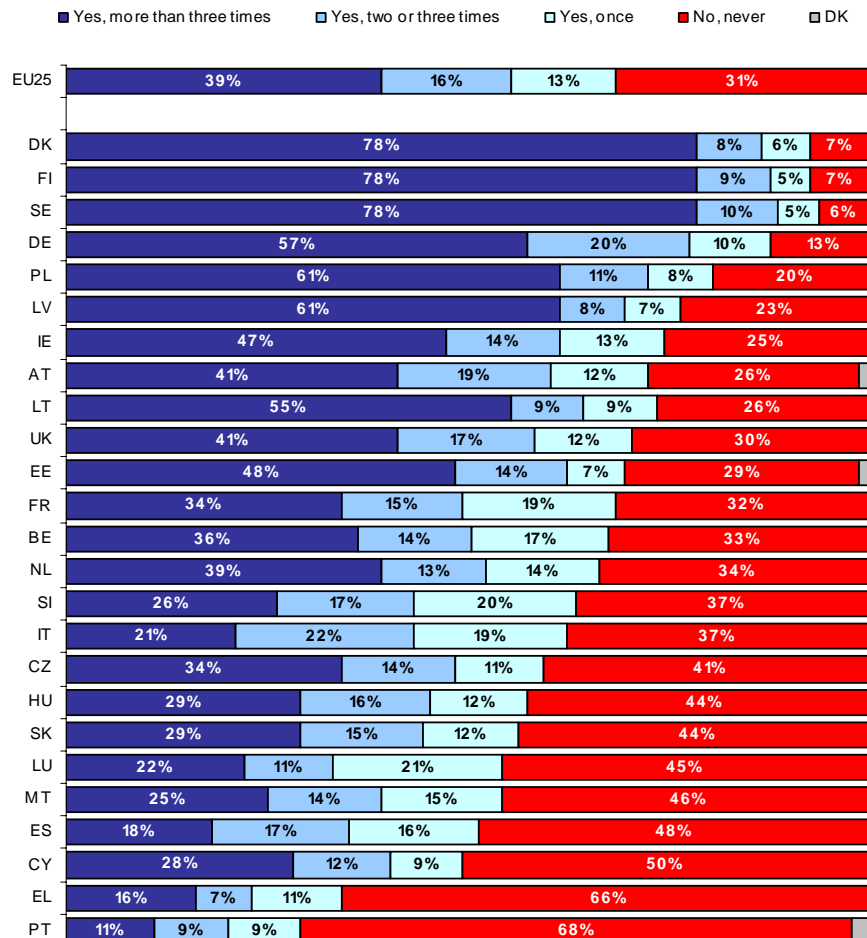
Source: question 4

Have citizens of the European Union already visited farms where animals are reared? And if so, how often have they done so?

***-Two thirds of citizens of the European Union have visited a farm where animals are reared-***

Around two thirds (68%) of citizens of the European Union state that they have already visited a farm which rears animals, and nearly four in ten Europeans state that they have done so more than three times.

**Q4 Have you ever visited a farm which rears animals?**



***-Very variable frequency in the visiting rates across the European Union-***

The analysis by country shows that the frequency of such visits varies appreciably from one Member State to another.

In 22 out of 25 countries, a majority of respondents state that they have visited a farm where animals are reared at least once. This proportion rises to more than 90% in the Scandinavian countries.

However, the frequency of visits observed in some of the southern countries is much lower: only 29% of Portuguese, 34% of Greeks and 49% of Cypriots say that they have visited a farm of this type at least once.

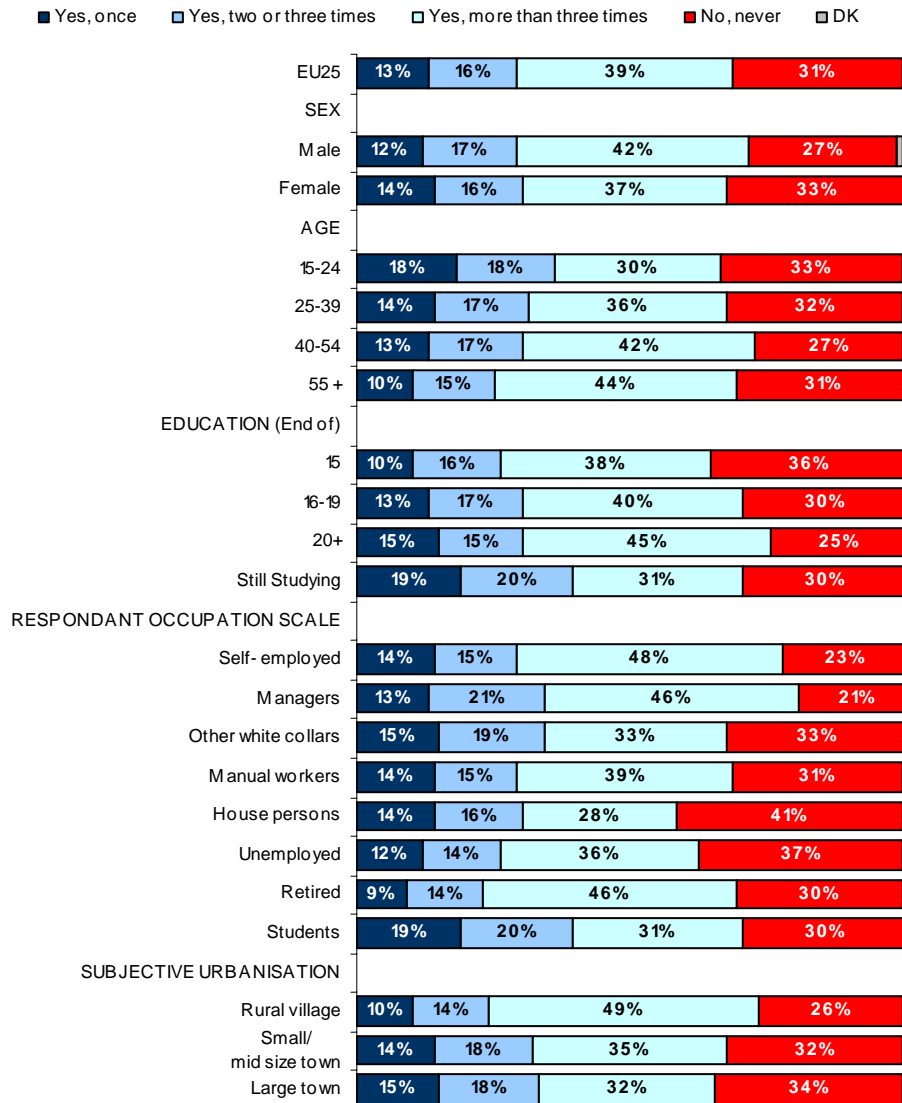
**The number of visits** is particularly high in several countries. In the Scandinavian countries, for example, almost 80% of respondents (78%) state that they have visited a farm which rears animals more than three times. On the other hand, in all the Mediterranean countries and in Portugal (11%), this proportion remains less than 30%.

A socio-demographic analysis of the results shows several distinctions within certain variables.

Men (72%) have visited a farm where animals are reared more often than women (66%).

The visit rate rises with educational levels. Among the people who have studied for longest, three respondents out of four (75%) state that they have already visited a farm which rears animals.

**Q4 Have you ever visited a farm which rears animals?**



**The analysis of other variables related to animal welfare** also allows to put various trends in evidence.

***-Visits to farms seem to increase the awareness  
and concern for animal welfare -***

The people who most often think about animal welfare when buying meat have visited farms where animals are reared more frequently. In fact, 43% of those thinking about animal welfare most of the time or some of the time when purchasing meat have visited a farm more than three times. This proportion is 5 points less (38%) for those who very rarely or never think about animal welfare when buying these products. The difference is even higher if we look at the results obtained for those that never purchase meat: only 31% visited a farm more than three times.

This visiting rate also seems higher among those responsible for buying food (70%) and those who say they eat meat more often (72%): 45% of interviewees eating meat at least four times a week have visited a farm which rears animals more than three times. This is also the case for interviewees for whom the welfare of laying hens (45%), broilers (44%) and pigs (42%) should be improved the most. It is worth noting that around half of those who fall under the category "don't know/no answer" for the rating of the welfare of laying hens, dairy cows and pigs have never visited a farm.

Respondents who state that they can identify the production system on the label have visited a farm which rears animals more frequently. Overall, 6 out of 10 of those who can easily identify the production system have visited a farm (44% did so more than three times).

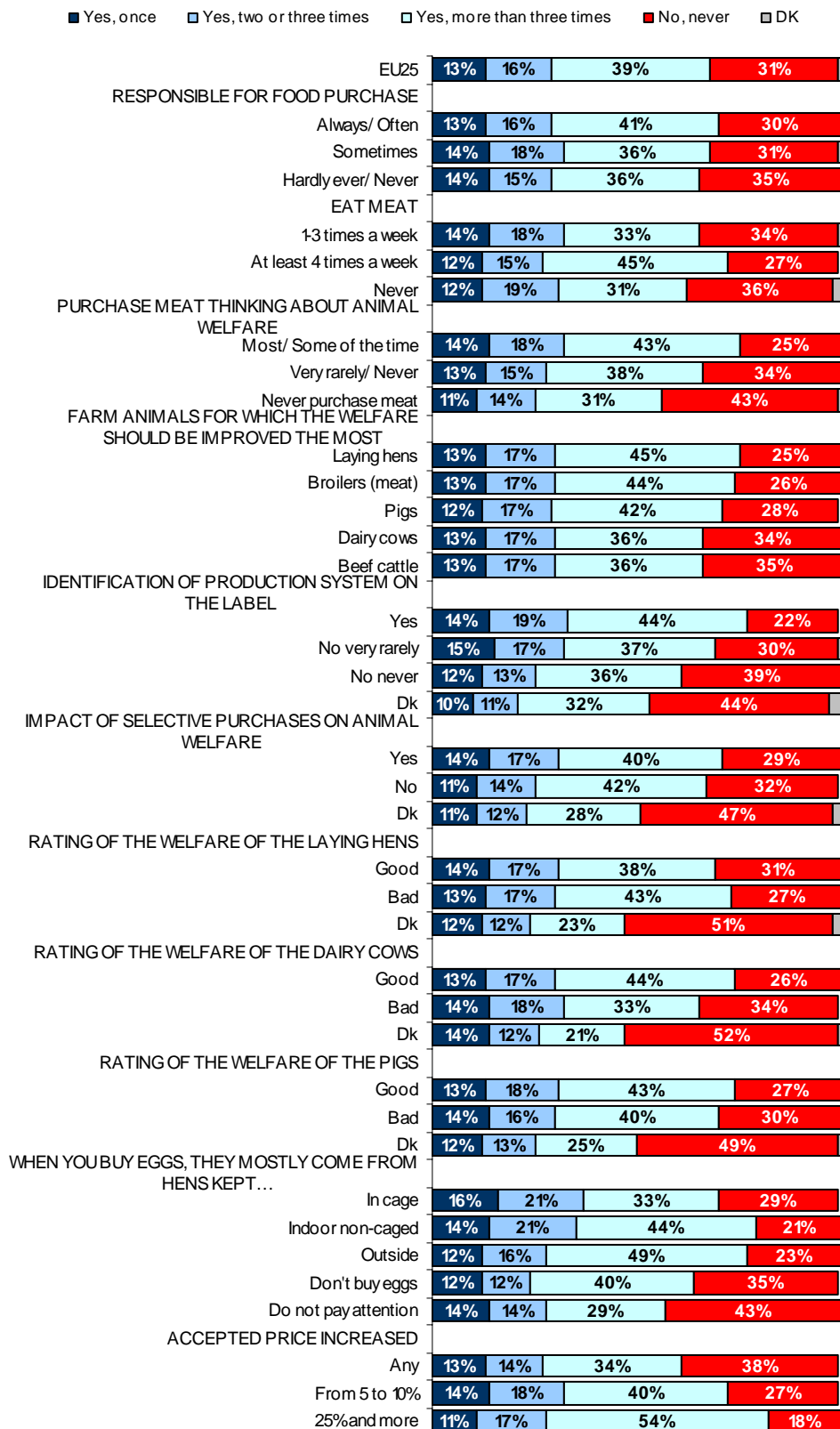
Interviewees who buy eggs from hens kept in a cage (33%) and those who do not pay attention to the type of production system when they buy eggs (29%) have less frequently visited a farm which rears animals more than three times.

***-A significant link between the frequency of visits and  
the acceptance of a price increase -***

Finally, we can observe in the graph that there is a strong correlation between the frequency of visits and the accepted price increase for buying eggs sourced from an animal welfare friendly production system. 54% of those who accept at least a 25% increase have visited a farm which rears animals more than three times. This proportion is 34% for interviewees who don't accept any price increase.



### Q4 Have you ever visited a farm which rears animals?



## 1.2. Opinion on the protection of farmed animals

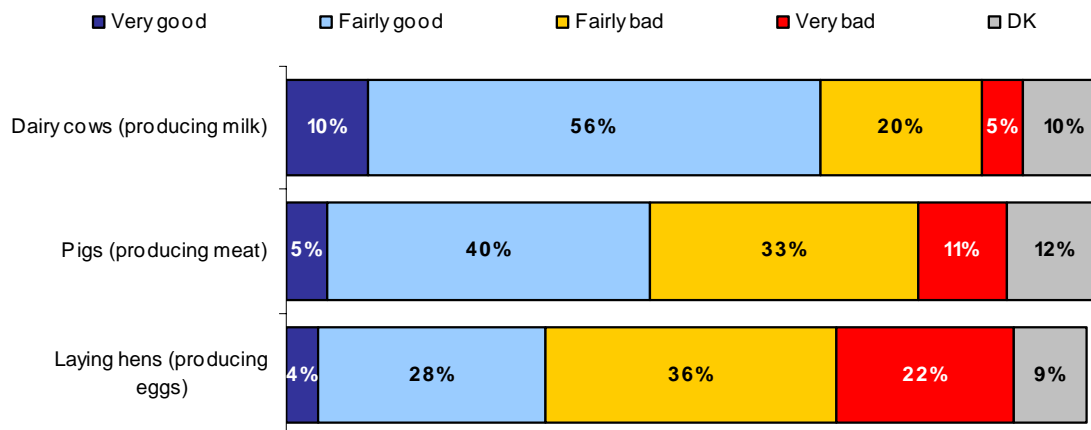
Source: question 8

After having assessed the level of experience of having visited farms where animals are reared, we measure the perceptions that citizens of the European Union have regarding the welfare and protection of some of the main farmed animals, i.e. laying hens, dairy cows and pigs.

### *-Welfare and protection specific to each species-*

Across the European Union, we observe a distinct perception of welfare and protection for each species of farmed animal. While a majority of respondents (66%) have a positive opinion of the welfare and protection of dairy cows, only 45% regard the welfare of pigs in the same light, and only 32% that of laying hens. Regarding the latter, 22% of respondents have a very negative opinion of their welfare.

#### Q8. In general, how would you rate the welfare/protection of the following farmed animals?



### 1.2.1. Laying hens

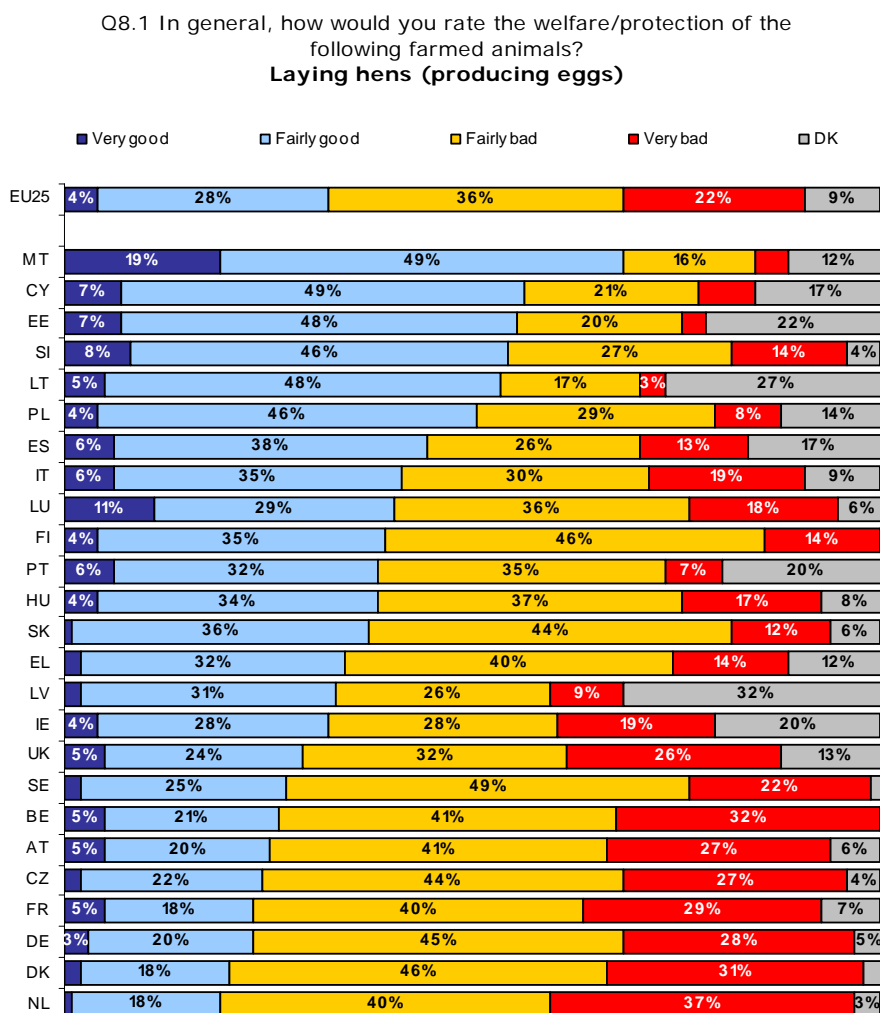
#### **-A negative view of the welfare of laying hens in a majority of Member States-**

The analysis of results by country highlights the differences in opinion across the European Union. In a clear majority of Member States, most respondents gave a negative opinion about the welfare of laying hens.

The Dutch and the Danish (77%), followed by the Germans and Belgians (73%), are the most critical in this respect. In these same countries, a significant proportion of respondents, close to or over 30%, also have a very negative opinion of the welfare of laying hens.

However, 68% of Maltese had a positive view of the welfare and protection of these animals.

Finally, the non-response rates (people who answered "don't know" or who did not answer the question) varied appreciably from one Member State to another. It exceeded 20% in the Baltic States.

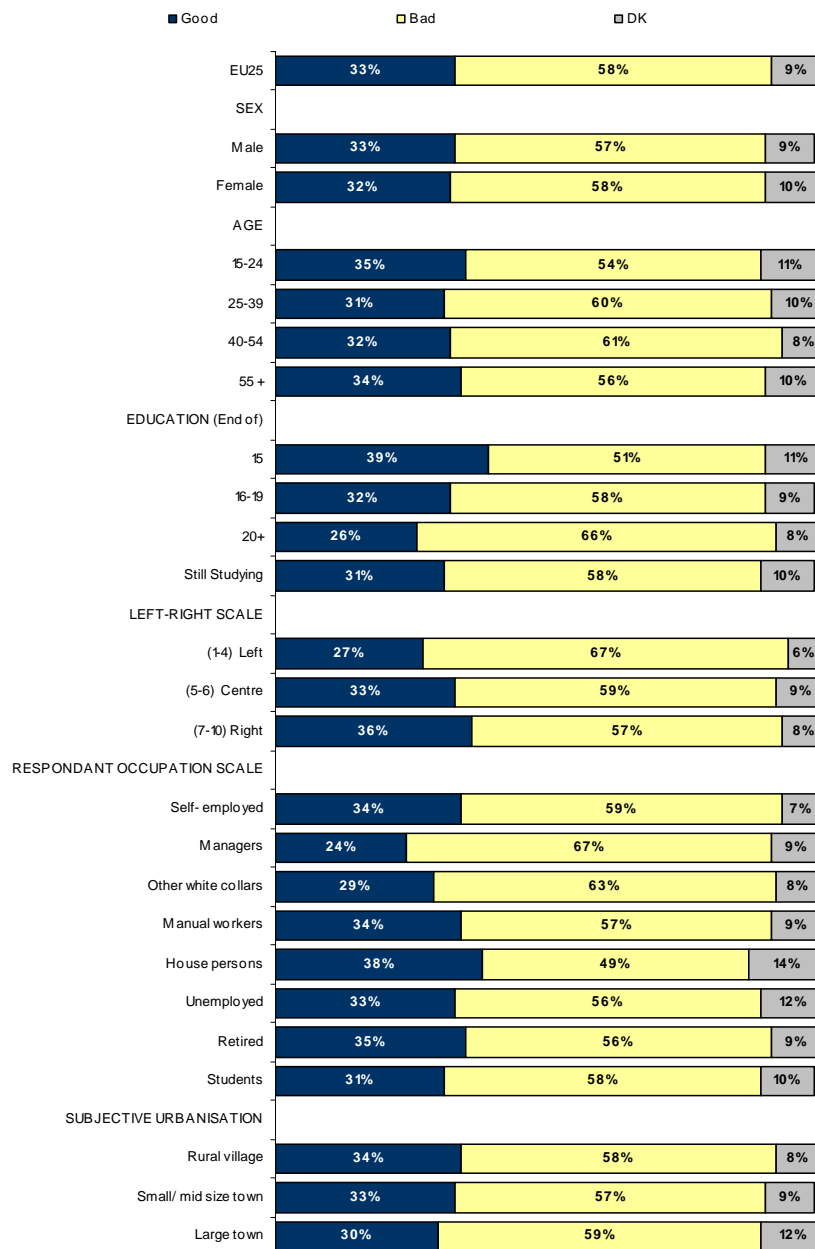


The socio-demographic analysis of results for the most divisive variables exposes significant differences linked to educational levels. Almost 40% of less educated respondents think that the welfare and protection of laying hens is good, as compared with only 26% of those who had studied longest.

Centre (33%) and in particular left (27%) sympathisers on the political spectrum are most critical of the protection and welfare of laying hens, with barely or less than one third of them having a positive opinion on this subject. **Managers** (24%) were also more critical than the other socio-professional categories.

Q8.1 In general, how would you rate the welfare/protection of the following farmed animals?

Answer: Laying hens (producing eggs)



**The analysis of the cross-tabulations** with questions related to animal welfare shows, as we might expect, that interviewees stating that they never eat meat are **appreciably more critical** about the welfare and protection of laying hens. Only 18% of respondents of this category had a positive view of the welfare of these animals.

It also reveals that people thinking about animal welfare when purchasing meat most or some of the time rate the welfare and protection of laying hens particularly badly.

Those who have visited a farm **more than 3 times are clearly more negative** about the welfare and the protection of these animals than those who have never visited a farm which rears animals.

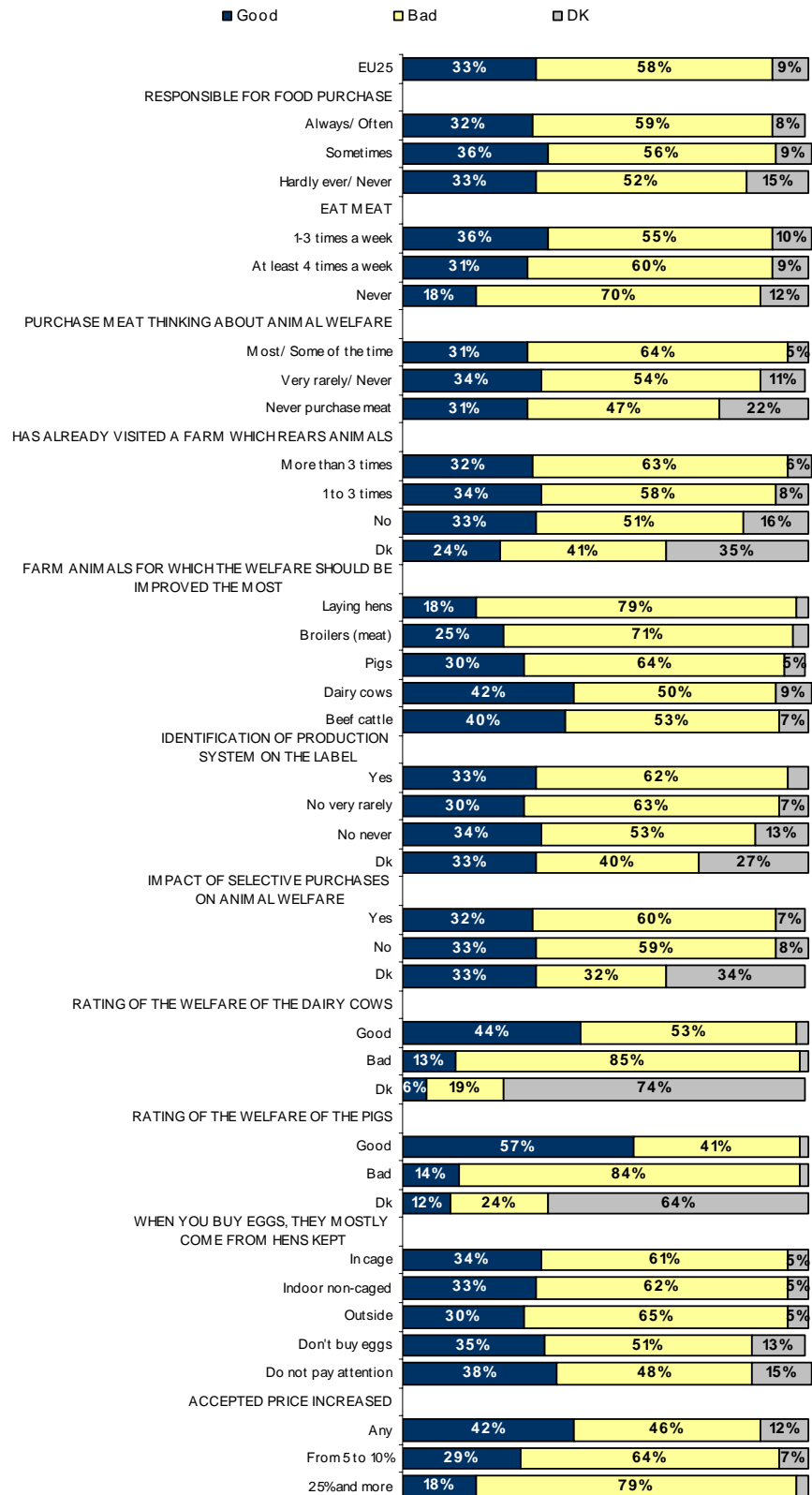
As we might expect, interviewees who cited laying hens and broilers as the animals for which the welfare should be improved the most are very negative regarding the welfare of laying hens. More than 70% of them rate the welfare of laying hens as being bad.

Those who don't buy eggs and those who do not pay attention to the eggs origin are less negative concerning the welfare of laying hens.

Finally, respondents who are ready to accept a price increase of 25% for eggs sourced from an animal welfare friendly production system **are clearly more negative** (75%) about the welfare of the laying hens.

Q8.1 In general, how would you rate the welfare/protection of the following farmed animals?

Answer: Laying hens (producing eggs)



### 1.2.2. Dairy cows

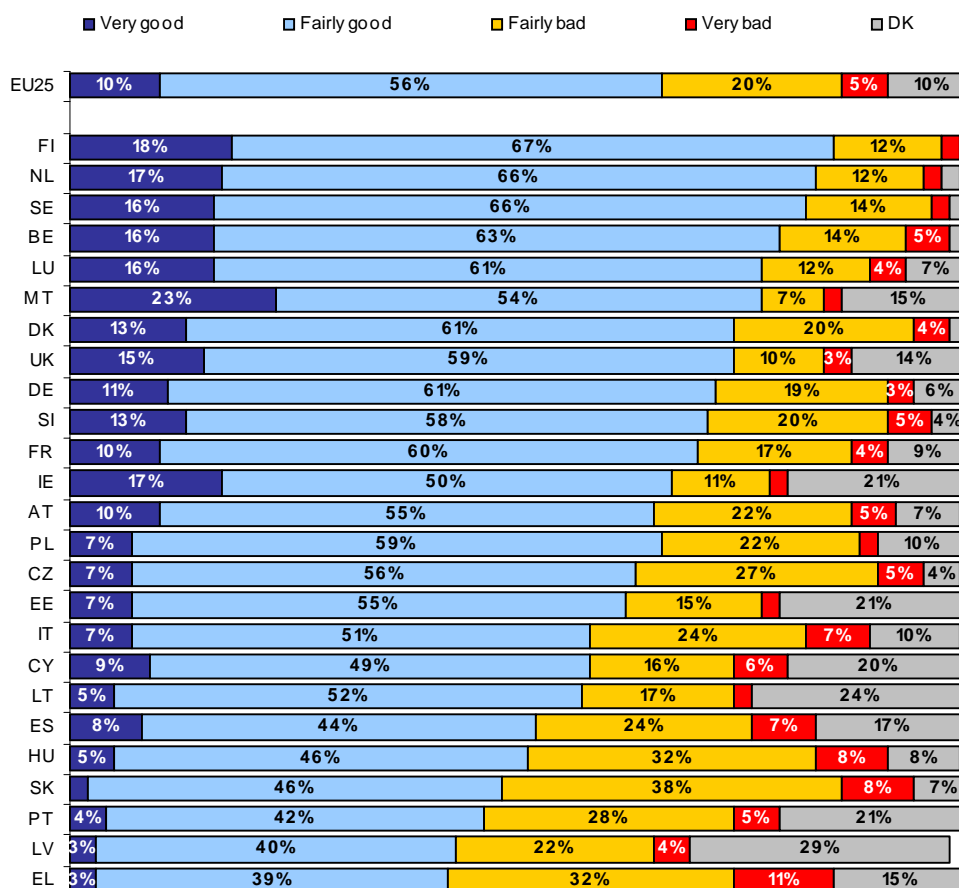
#### **-Welfare perceived positively in a majority of Member States-**

In most Member States (21 of the 25), a majority of respondents have a positive perception of the welfare and protection of dairy cows. This proportion exceeds 80% in Finland (85%), the Netherlands (83%) and Sweden (82%).

However, Greeks (42%), Latvians (43%), Portuguese (46%) and Slovaks (48%) are appreciably less optimistic about this question.

Once more, there is a non-response rate<sup>2</sup> of above 20% in the Baltic States, as well as in Portugal and Ireland (21%).

Q8.2 In general, how would you rate the welfare/protection of the following farmed animals?  
**Dairy cows (producing milk)**



<sup>2</sup> Those who answered don't know or did not answer

There are sometimes marked differences of opinion within certain **socio-demographic variables**.

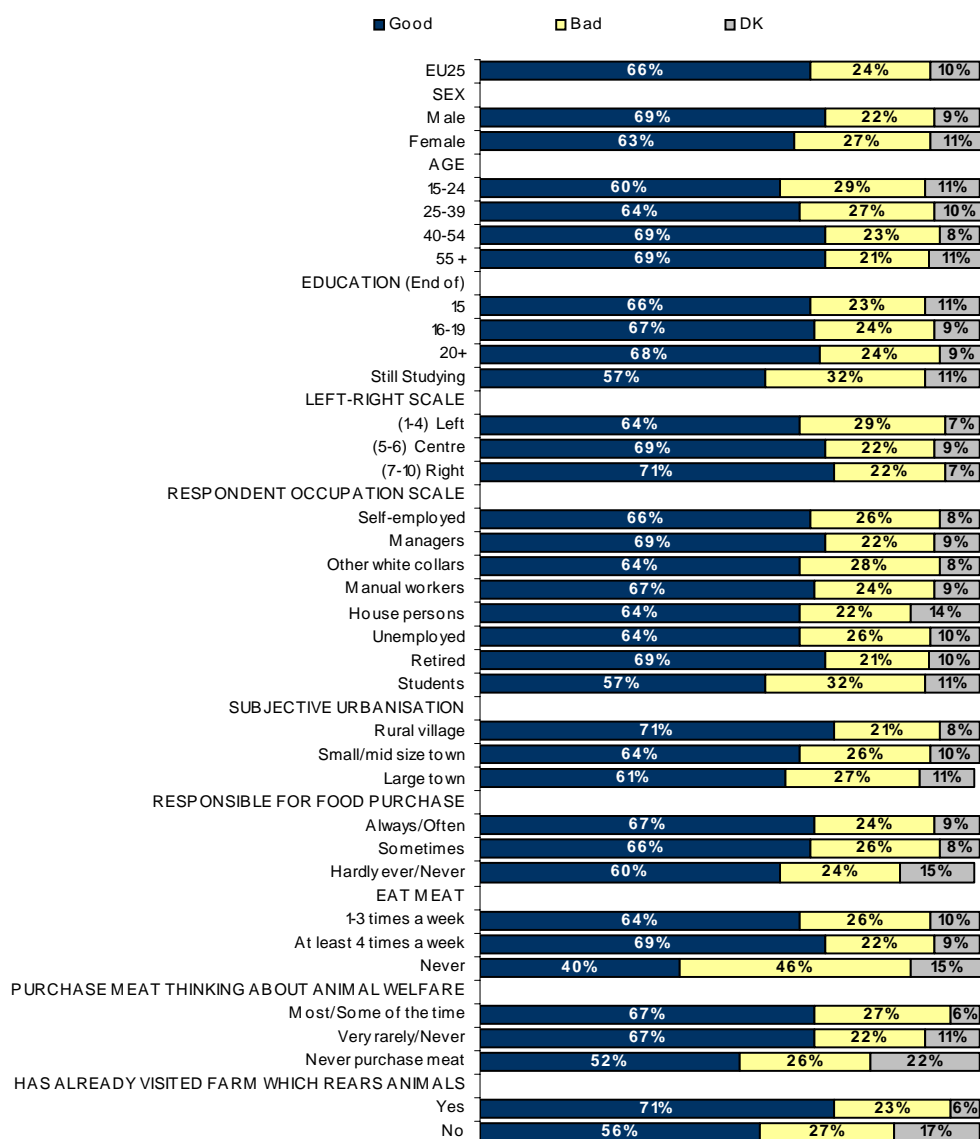
Women (63%) and younger people (60%) as well as students (57%) seem a little less convinced about the welfare and protection of dairy cows.

***-Welfare judged positively by people familiar with the rearing conditions of dairy cows-***

However, the further to the right (71%) on the political spectrum respondents are, the more positive they are in this respect. People from rural areas (71%) and those often or sometimes doing the household shopping (66% and 67%) are also more optimistic.

Q8.2 In general, how would you rate the welfare/protection of the following farmed animals?

**Dairy cows (producing milk)**





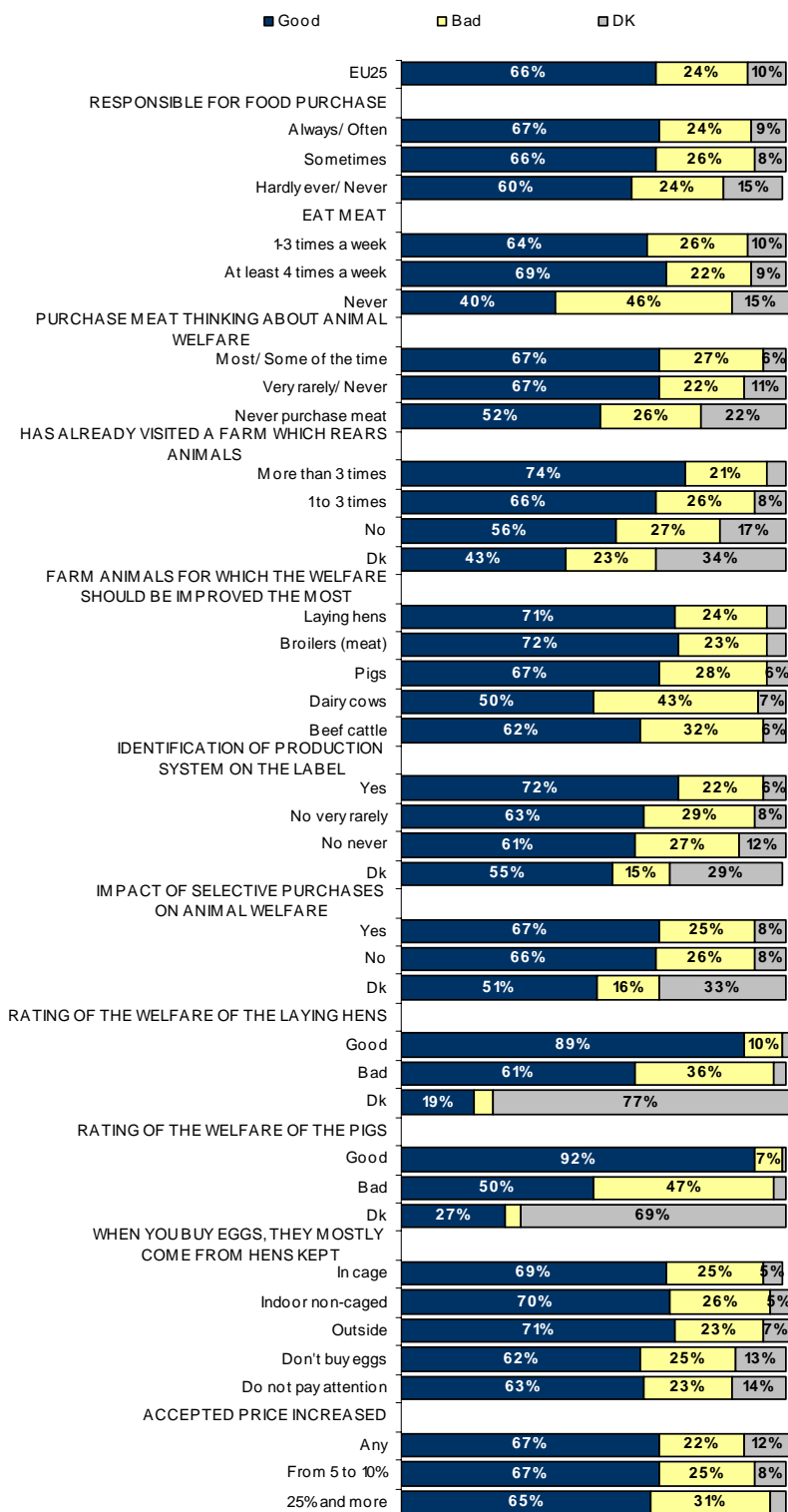
Regarding the cross tabulated results, we can notice that interviewees who never eat meat are much more negative regarding the welfare of dairy cows (46%).

**The frequency of farm visits seems however to be related to a more positive opinion about the welfare of dairy cows:** 72% of those who visited farms more than three times rate it positively, compared to 66% of those who visited a farm between 1 and 3 times and 56% of those who have never done so.

The interviewees who can identify the production system on the label are particularly positive regarding the welfare of dairy cows.

Q8.2 In general, how would you rate the welfare/protection of the following farmed animals?

Answer: Dairy cows (producing milk)



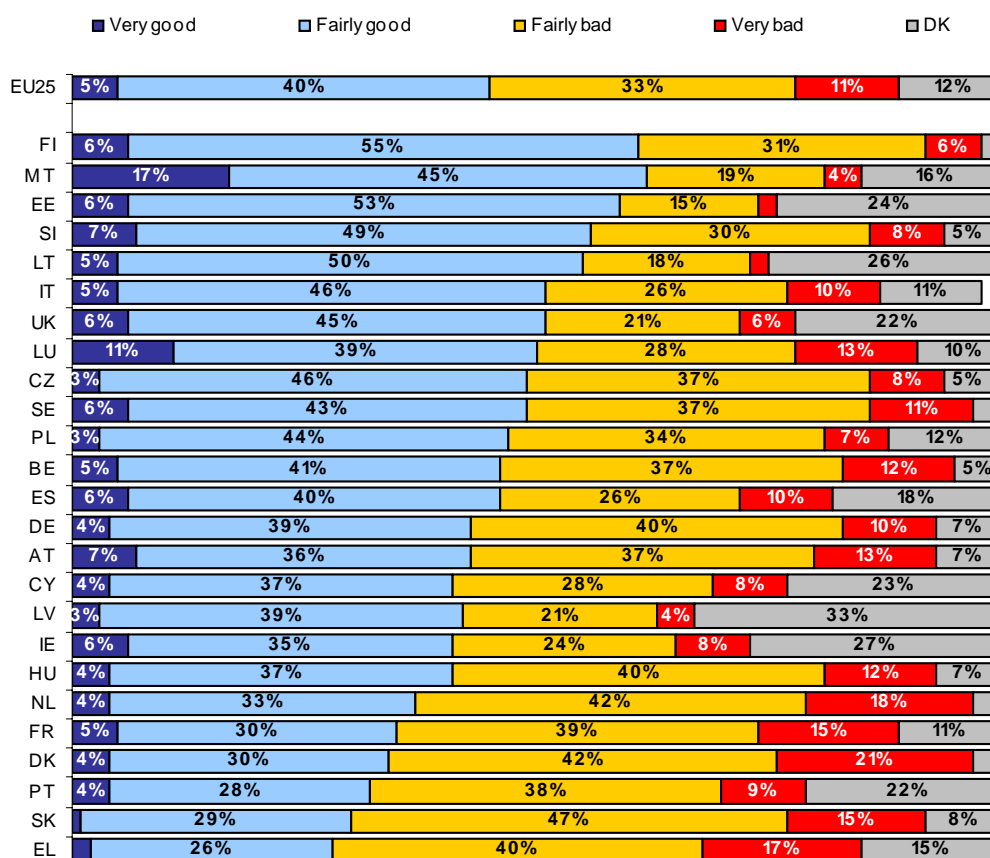
### 1.2.3. Pigs

#### -Less clear-cut opinion on the welfare of pigs-

The analysis by country also reveals contrasting opinions about the welfare of pigs, although these are less clear-cut than in the case of the other two animal species. In 10 Member States, a majority of respondents think that the welfare and protection of bred pigs is good (very good and fairly good). The Maltese (62%) and Finns (61%) seem to be the most optimistic in this respect. However the Danes (63% with negative opinions) and Slovaks (62%) are particularly critical on this subject.

The non-response rate is high in many countries. It is over 25% in Latvia (33%), Ireland (27%) and Lithuania (26%). We could presume that this is due to a lack of awareness about the real conditions in which pigs are reared. Yet it is worth recalling that the frequency of farm visits in the Baltic States was above the EU 25 average.

Q8.3 In general, how would you rate the welfare/protection of the following farmed animals?  
Pigs (producing meat)

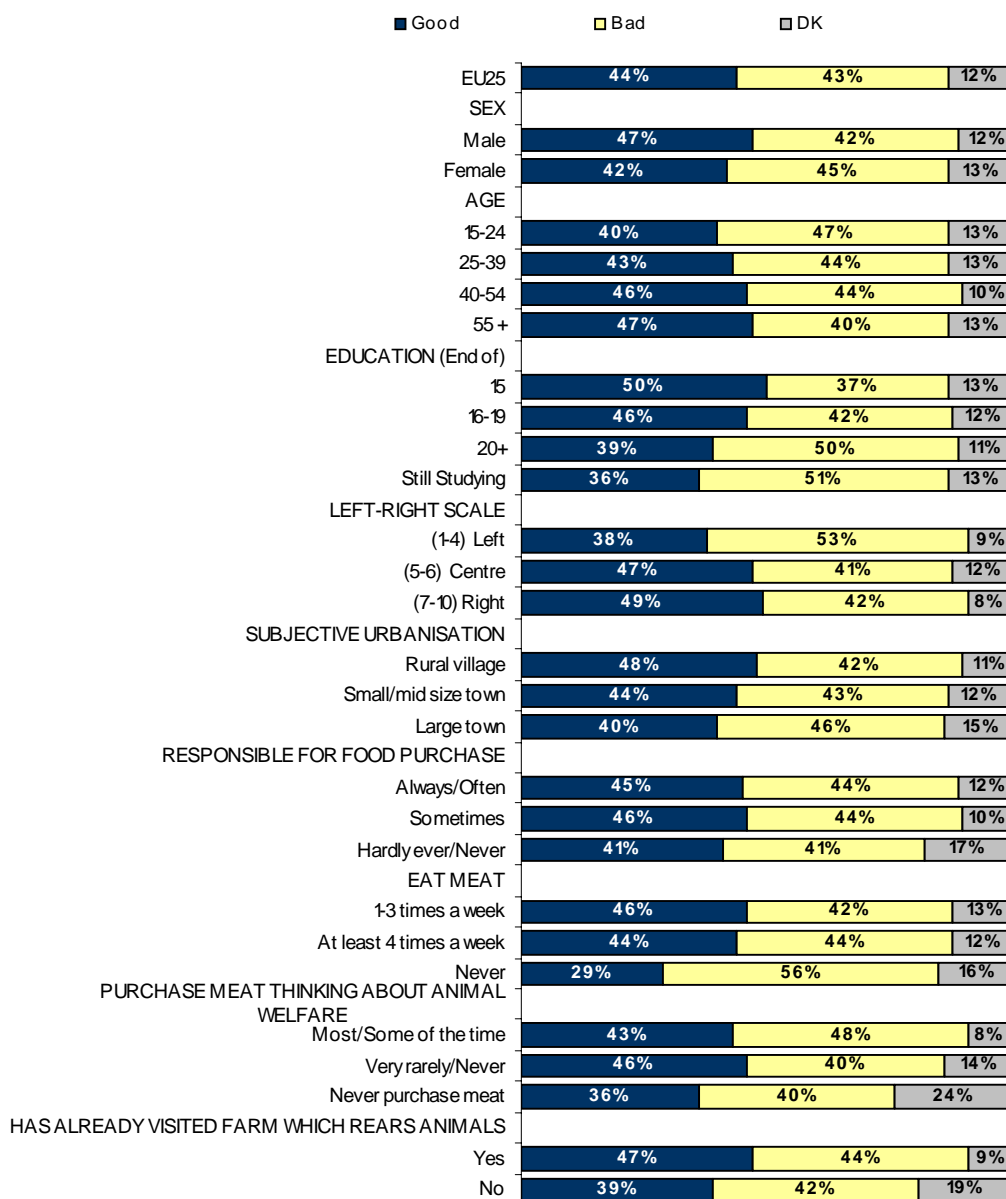


The analysis of results by **socio-demographic variables** shows that women (45%), younger people (47%), more educated people (51%) and those on the left of the political spectrum judge the welfare and protection of pigs reared for meat most severely.

However, people are more optimistic about the welfare of pigs if they live in a rural area (48%), or if they finished their education at age 15 or less (50%).

Q8.3 In general, how would you rate the welfare/protection of the following farmed animals?

**Answer: Pigs (producing meat)**



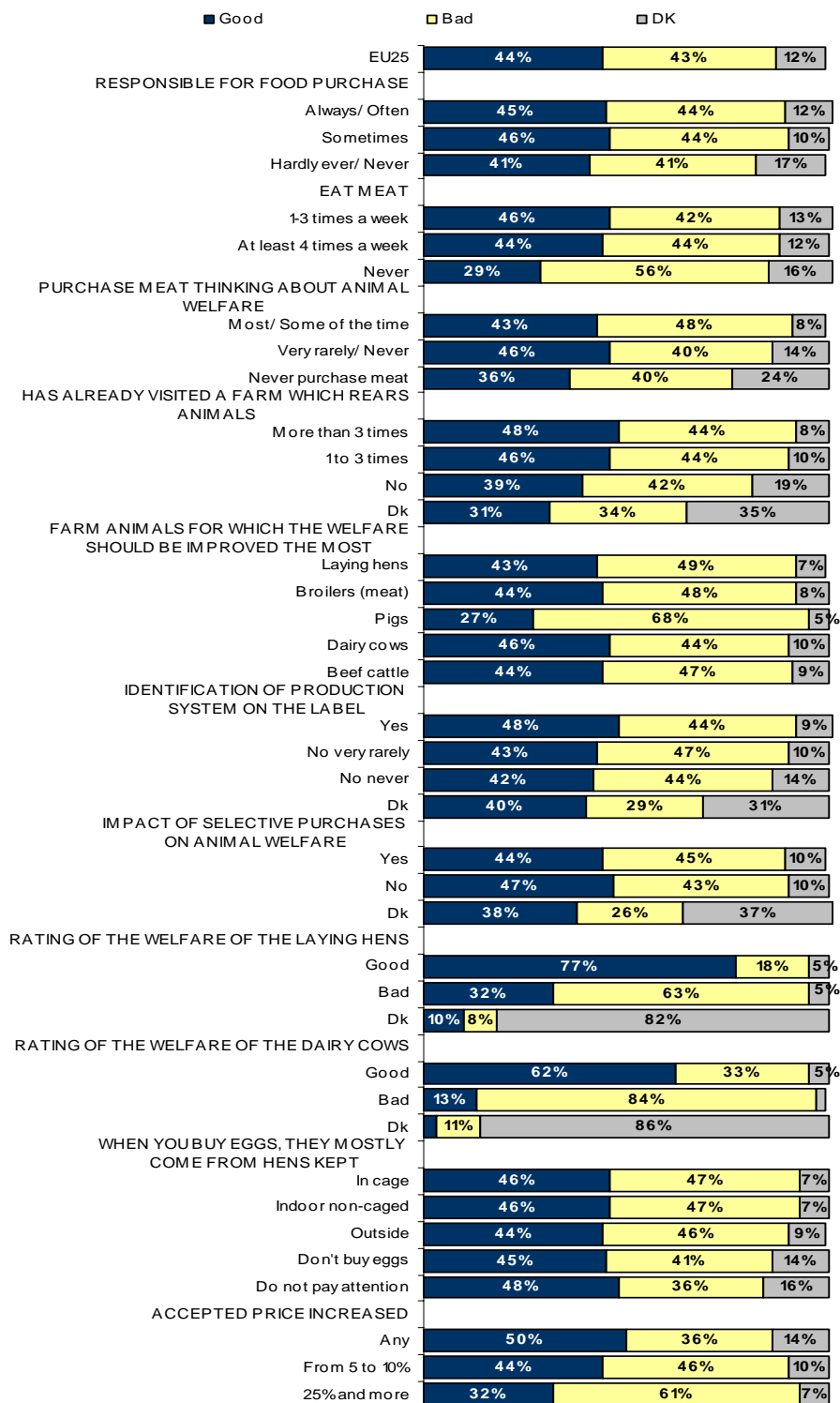
Similarly to what was observed for dairy cows, **the cross tabulations reveal** that people who never eat meat are more negative about the welfare of pigs. Respondents who never purchase meat are also less positive regarding this matter.

In the same way, a large majority of respondents who rate 'badly' the welfare of laying hens and dairy cows have a poor opinion of the welfare of pigs. 61% of those who are ready to accept a 25% price increase, share this opinion.

On the other hand, and consequent to what was already seen for dairy cows, interviewees who have visited a farm which rears animals are more optimistic about pigs' welfare compared to those who have never visited such a farm (between 46% and 48% of them rate the living conditions of these animals "as good"). Despite this, we can observe that negative opinions are of importance, reaching more than 4 out of 10 of those who have already visited such a place.

Q8.3 In general, how would you rate the welfare/protection of the following farmed animals?

Answer: Pigs (producing meat)



### 1.3. Species to be protected as a priority

Source: question 5

After measuring the perceptions of respondents regarding the welfare of certain species, this third point aims to identify the farmed animals for which respondents thought that welfare and protection should be most improved.

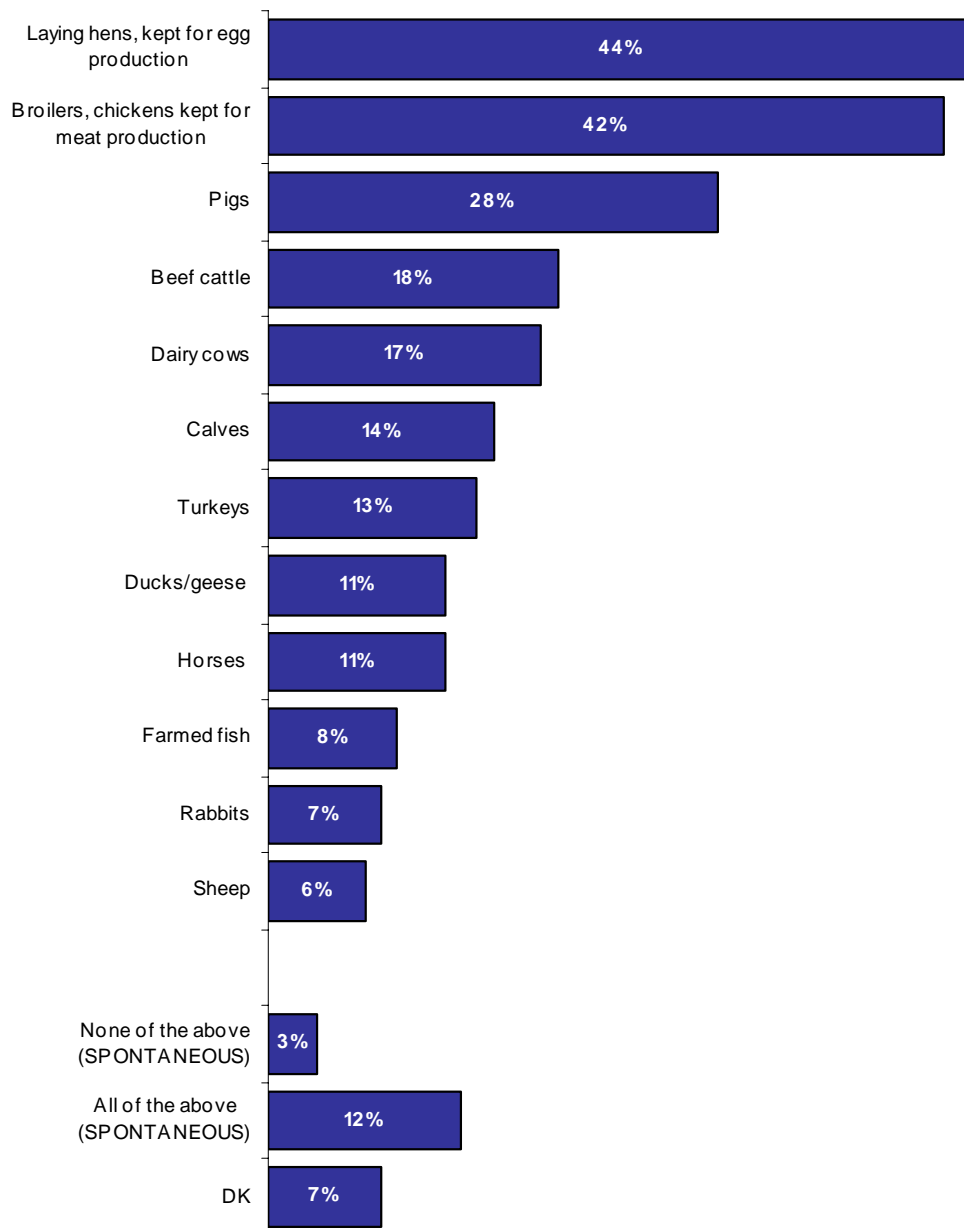
***-The level of welfare of laying hens and broiler chickens to be improved as a priority-***

More than four in ten citizens of the European Union mention laying hens and chickens kept for meat production among the three species most needing improvements in terms of welfare and protection. Concerning the laying hens, this result is a logical consequence of the very critical perception that Europeans have regarding the welfare of this animal.

Pigs are mentioned in third place and dairy cows in fifth place by respectively 28% and 17% of respondents. These results seem, therefore, to confirm those analysed at point 1.2., i.e. the perceived better rearing conditions of these last two species.

On the whole, we can also note that 58% of the respondents cited three species while 12% mentioned two species and 8% cited one. **It is also noteworthy that 12% of respondents stated that the welfare of all the species mentioned needed to be improved.**

**Q5 In your opinion, from the following list, for which three farm animals should the current level of welfare/protection be improved the most?  
(MAX. 3 ANSWERS)**





The other species seem to concern respondents very little. Nevertheless, some exceptions exist: 28% of Slovenians and 26 % of Germans cited turkeys; 38% of Belgians mentioned ducks; 36% of Greeks stated farmed fish while 29% cited sheep; 44% of Poles mentioned horses (for more details please see table in the annex).

We could imagine that these results are linked to country-specific factors, the lower consumption rates for these animals or their products, to their corresponding degree of rearing systems or to a lesser knowledge of these rearing systems.

**The analysis by country** (see graphs on next page) for the three species whose welfare and protection European Union citizens consider should be improved as a priority highlights significant differences in the rates at which this was mentioned in the different Member States.

#### **a. Hens reared kept for egg production**

The Scandinavians (between 58 and 73%), Dutch (66%), Germans (65%) and Belgians (62%), are particularly vociferous in calling for improvements in the rearing conditions of hens reared for egg production. More than 55% of them mentioned these animals among the three species for which they most wanted welfare improvements. Lithuanians (20%), Spaniards (23%) and Estonians (26%), on the other hand, seldom mentioned this species.

#### **b. Chickens kept for meat production**

Around three citizens in four in Sweden (75%), Denmark (74%) and Greece (70%) mention chickens raised for meat production among the three species for which they hope to see improvements in welfare and protection as a priority.

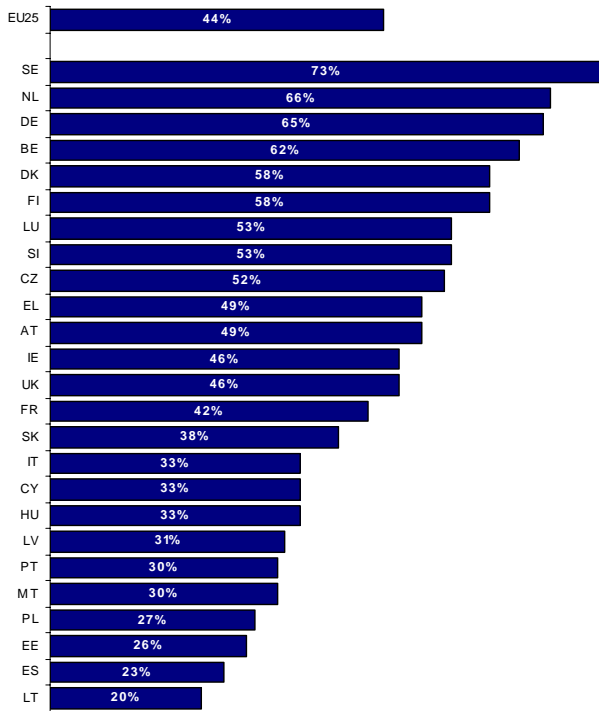
By contrast, chickens raised for meat production are particularly seldomly mentioned in the Baltic States (between 13 and 24%).

#### **c. Pigs**

While pigs are mentioned appreciably less frequently than the two preceding species, they are nevertheless mentioned by a majority of Danes (60%), Dutch (52%) and Greek (50%) respondents. Fewer than one respondent in five in the United Kingdom (19%) and Italy (17%) mentioned pigs.

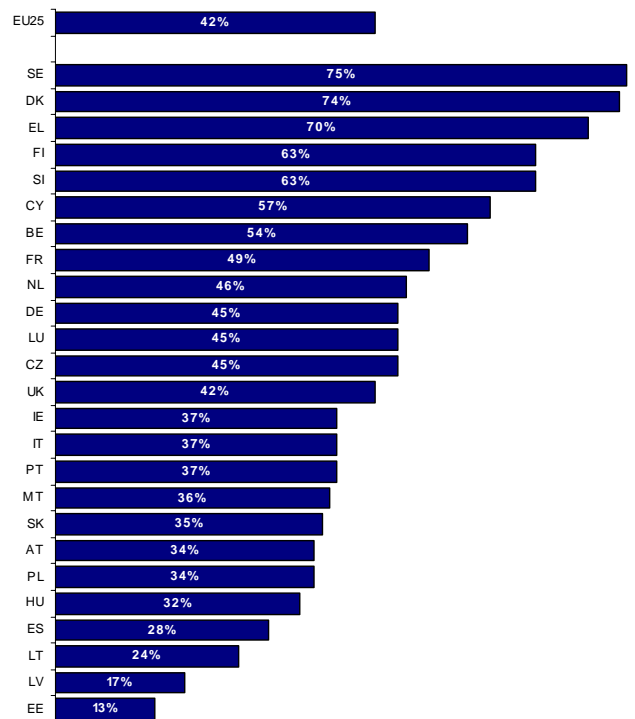
Q5 In your opinion, from the following list, for which three farm animals should the current level of welfare/protection be improved the most? (MAX. 3 ANSWERS) .

Answer: Laying hens, kept for egg production



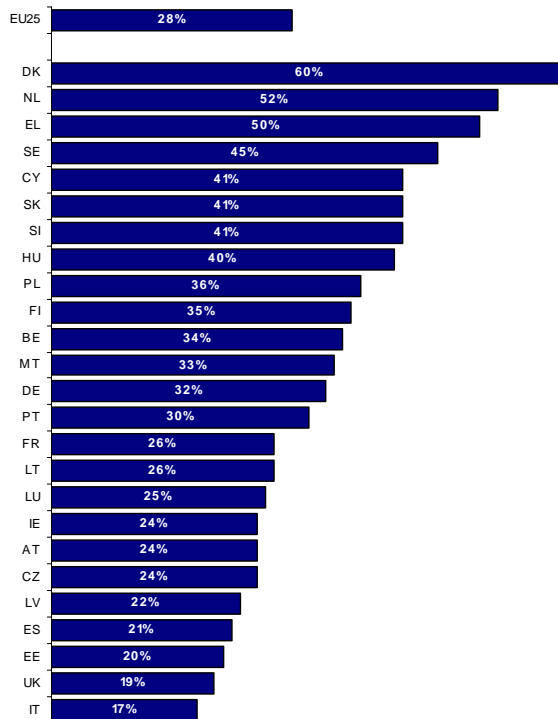
Q5 In your opinion, from the following list, for which three farm animals should the current level of welfare/protection be improved the most? (MAX. 3 ANSWERS) .

Answer: Broilers, chickens kept for meat production



Q5 In your opinion, from the following list, for which three farm animals should the current level of welfare/protection be improved the most? (MAX. 3 ANSWERS) .

Answer: Pigs



## 2. Purchasing behaviour and farmed animal welfare

Source: questions 3, 6, 7, 9 and 10

This second section exposes various issues linked to purchasing behaviour for food sourced from farmed animals.

Do purchasers take account of the welfare and protection of farmed animals? Can they identify rearing systems when they buy eggs, milk or meat? Do they believe that they can influence animal welfare by their purchasing behaviour? And finally, are they ready to pay more for products sourced from rearing systems that better respect animal welfare?

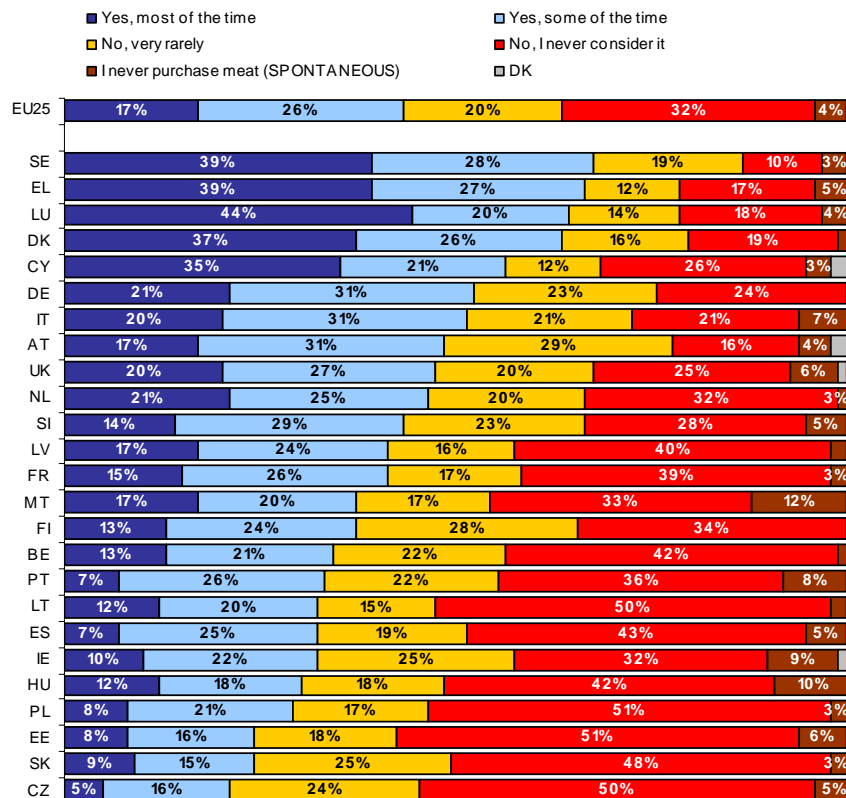
### 2.1. Thinking of animal welfare when purchasing meat

Source: question 3

Do purchasers think about the welfare of animals when they buy meat, and how often do they think about it?

A slight majority of citizens of the European Union (52%) state that they never or very rarely think about the welfare and protection of animals when they buy meat, compared to 43% who state that they consider animal welfare most or some of the time when purchasing meat.

**Q3 When you purchase meat (poultry, beef, pork, fish, etc.) do you think about the welfare/protection of the animals from which these meat products have been sourced?**



***-Very contrasting opinions, and less attention to the welfare of farmed animals in the new Member States-***

There are very marked differences of opinion between the different Member States. In two thirds of them (16 of 25), a majority of respondents state that they do not think about the welfare of the animals from which the meat they buy are sourced. Among these countries are nine of the ten new Member States of the European Union, Cyprus being the exception (38%).

More than two thirds of Czechs (74%), Slovaks (73%), Estonians (69%) and Poles (68%) state that they very rarely or never consider the welfare of the animals from which the meat they buy is sourced.

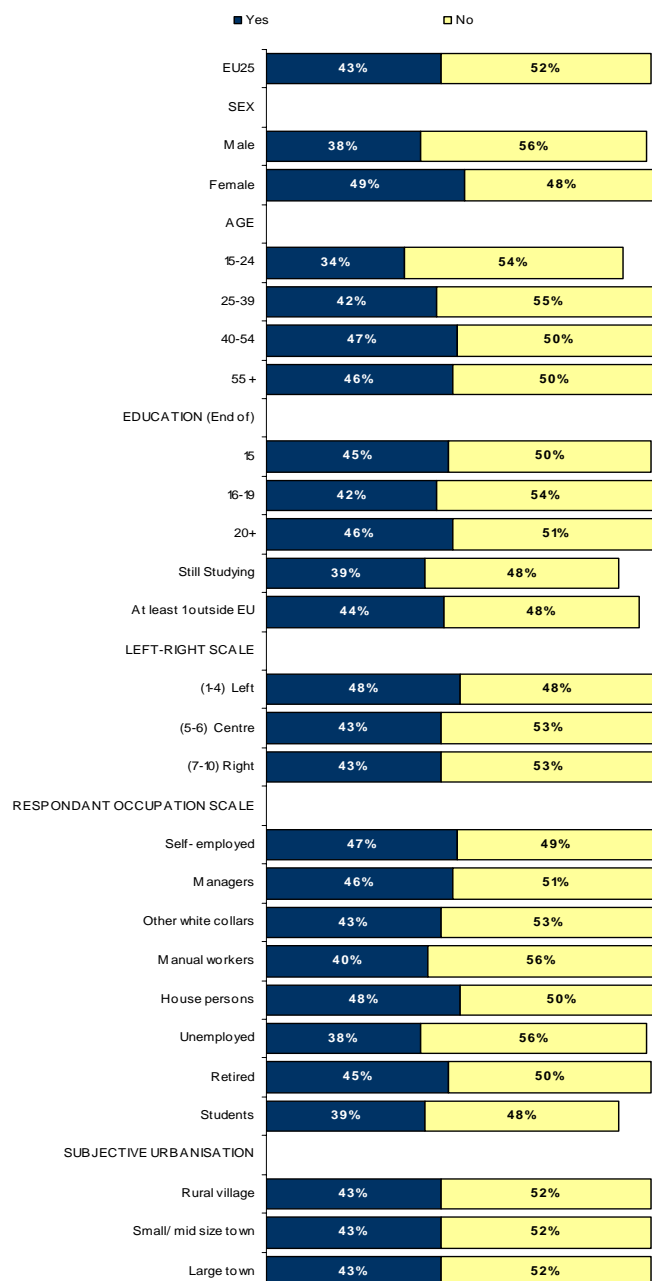
In contrast, nearly two thirds of Swedes (67%), Greeks (66%) and Luxembourgers (64%) seem concerned by the conditions under which these animals are reared and consider this when purchasing meat.

How can this division between the different Member States be explained? It may be presumed that factors such as living standards, the level of information about rearing conditions, identification systems, ecological sensitivity or even a 'cultural' sensitivity of food quality all influence respondents' opinions.

The analysis of the results in terms of the most divisive **socio-demographic variables** shows a greater awareness among **women** (49%; an 11 point gap) towards the welfare of the animals from which the meat they buy is sourced. However, the youngest respondents (34%) seem the least concerned by animal welfare when they buy meat.

The unemployed (38%) and students (39%) seem less concerned by this question than other socio-professional categories.

**Q3 When you purchase meat (poultry, beef, pork, fish, etc.) do you think about the welfare/protection of the animals from which these meat products have been sourced?**



**People who have already visited a farm which rears animals are most likely to think about the welfare of the animals from which meat products have been sourced:** 47% of those who visited such a place at least once state that they think about this issue when purchasing.

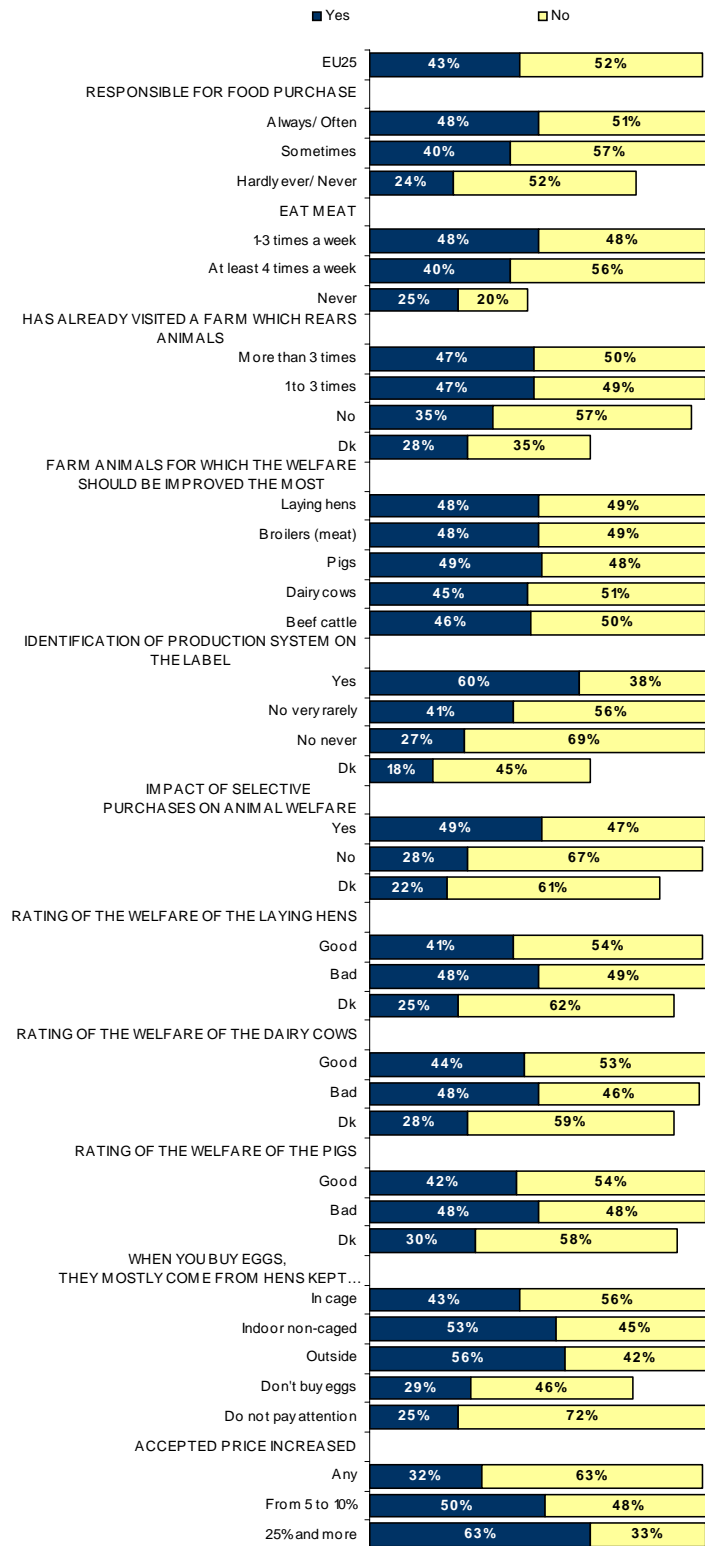
Interviewees who state that they can easily identify from the label the source of the purchased eggs, milk or meat, clearly more often think (60%) about the welfare of the animals from which these meat products have been sourced.

The respondents who believe that buying animal welfare friendly products could have a positive impact on the welfare of farm animals, think more often about animal welfare when purchasing meat (49% versus 28% for those who don't).

People who buy eggs from non-caged production systems are also more inclined to think about animal welfare when purchasing meat.

Finally, it is really clear that respondents who are ready to pay a more significant price increase for eggs sourced from more animal welfare friendly production systems are those who think the most about animal welfare.

**Q3 When you purchase meat (poultry, beef, pork, fish, etc.) do you think about the welfare/protection of the animals from which these meat products have been sourced?**



## 2.2. Identification of rearing systems

Source: question 6

Point 2.1 highlighted consumers' sensitivity to animal welfare issues when purchasing meat. Furthermore, we have systematically cross-analysed the responses to all the questions with additional classification variables, i.e.: are they able to identify from the packaging, animal welfare friendly production systems?

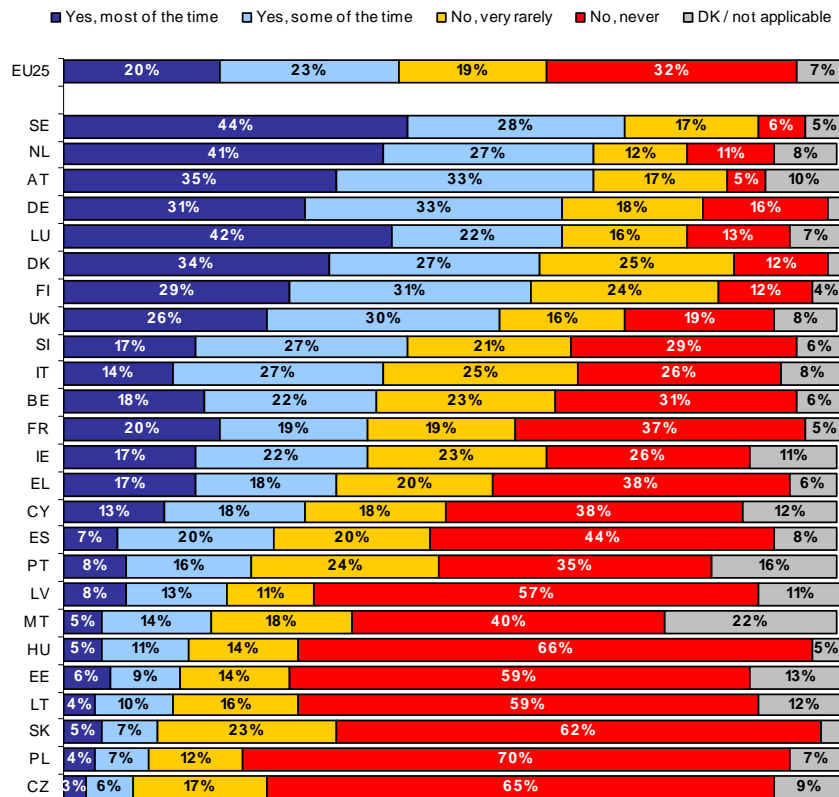
### *-Difficulties in identifying animal welfare friendly production systems-*

A slight majority of citizens of the European Union (51%) state that they can very rarely or never identify from the label whether the production system is animal welfare friendly when they buy eggs, milk or meat. For almost a third of citizens of the European Union, this identification appears to be **never possible**. This will of course influence their ability to consider animal welfare when making their food purchasing decisions.

### *-Particular difficulties with identification in the new Member States-*

Once again, we observe results which vary greatly across the European Union. In all the new Member States, a majority of respondents admit that they can never identify, or can only very rarely identify, products sourced from animal welfare friendly production systems.

**Q6 When purchasing eggs, meat or milk can you easily identify from the label those products sourced from animal welfare friendly production systems?**





This proportion exceeds 80% in Slovakia (85%), the Czech Republic and Poland (82%). Respondents stating that they could **never** make this type of identification are also in the majority in 7 of the 10 new Member States, and the proportion rises to 70% in Poland.

***-Easier identification in Germanic and Scandinavian countries -***

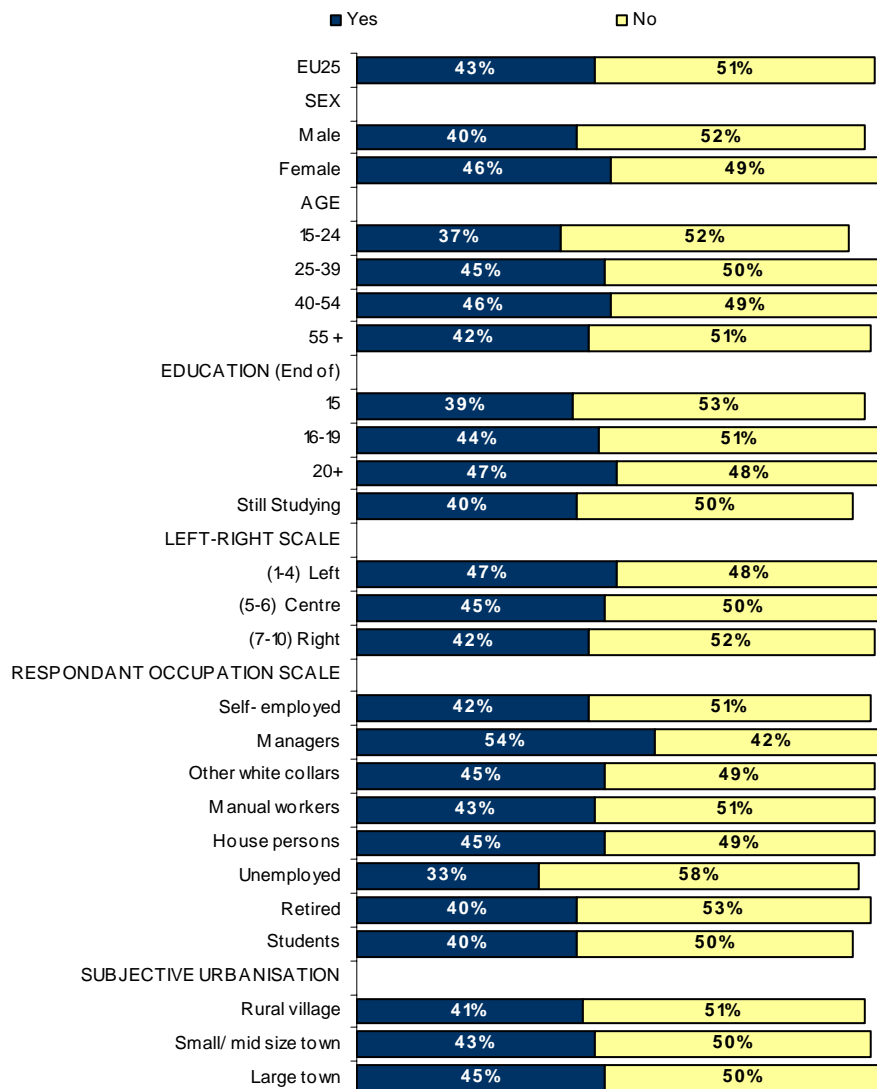
In contrast, the identification of welfare friendly production systems seems easier in Germanic and Scandinavian countries. Between 60 and 72% of people interviewed of these countries state that they can identify animal welfare friendly production systems **'sometimes' or 'most of the time'**. More than 4 out of 10 respondents in Sweden (44%), Luxembourg (42%) and the Netherlands (41%) say they can identify them **most of the time**.

The analysis of response rates for the most divisive **socio-demographic variables** shows that women (46%), respondents with the **highest level of education** (47%) and **Managers** (54%) identified animal welfare friendly systems on labels most easily.

In the case of women, this higher rate **may be explained** by their greater involvement in buying food (e.g.: 65% of women stated they always buy food as against 26% for men).

People also seem more able to identify the label on these products better if they are **to the left** on the political spectrum (5 point gap as compared with people on the right).

**Q6 When purchasing eggs, meat or milk can you easily identify from the label those products sourced from animal welfare friendly production systems?**



**The analysis of the cross-tabulations shows that** people also seem more able to identify the label on these products better if they are **always or often responsible for buying food**. This seems logical, given that such people have greater purchasing 'mastery'.

The proportion is particularly high (60%) among the people who state that they **consider animal welfare and protection 'most of the time' or 'some of the time'** when buying meat.

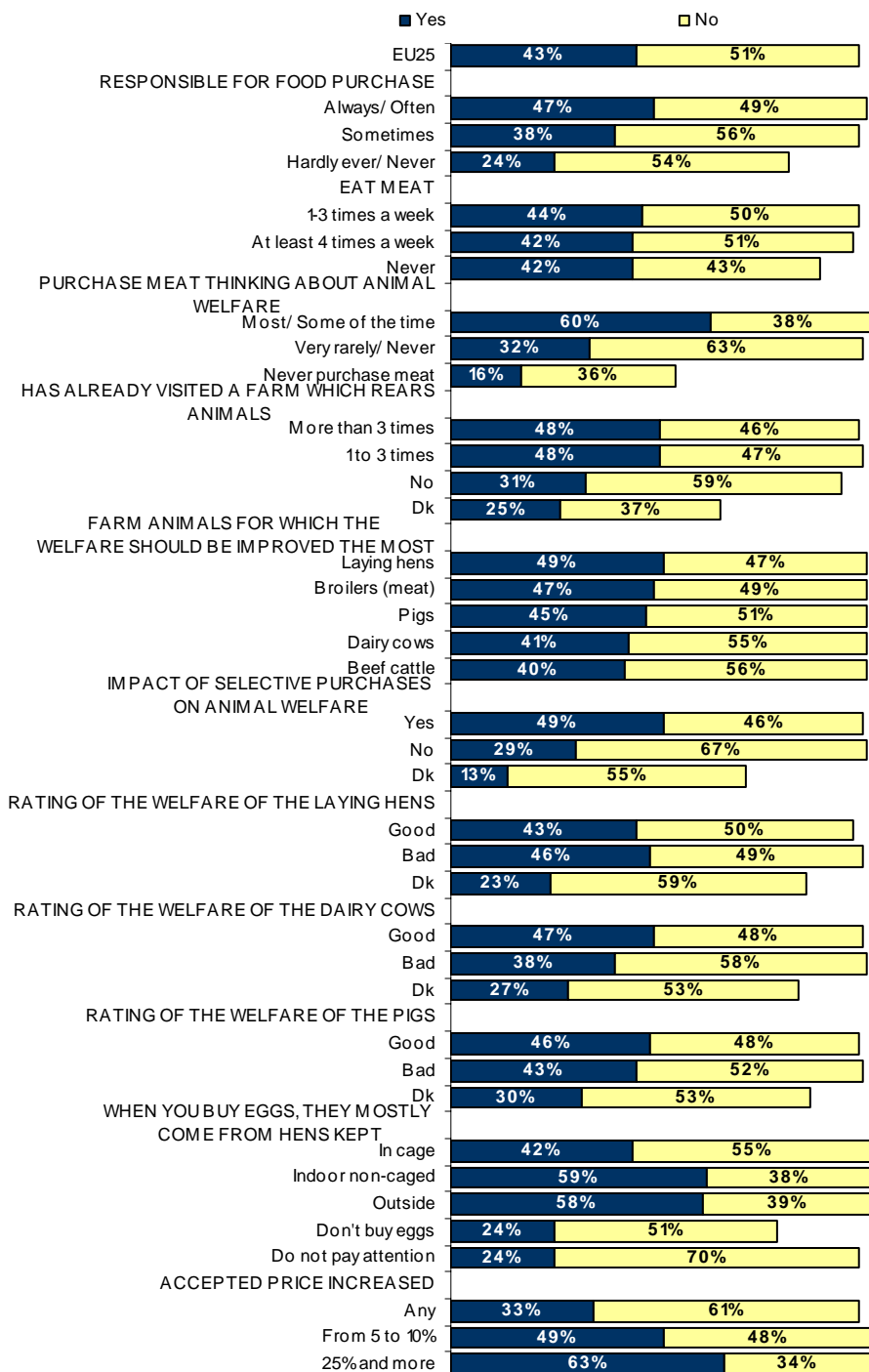
A higher percentage of respondents (49% versus 29%) who believe that buying animal welfare friendly products could have a positive impact on the welfare/protection of farm animals, can easily identify from the label, products sourced from animal welfare friendly production system.

People who buy eggs from non-caged hens or from hens kept outside are better able to identify products sourced from animal welfare friendly production system.

Finally, it is evident that there is a strong correlation between the accepted price increase and the ability to identify from the label products sourced from an animal welfare friendly production system: 63% of those who are ready to accept at least a 25% price increase, state that they can easily identify animal friendly production systems from the label.

On the contrary, interviewees who have never visited a farm which rears animals most of the time (59%) cannot easily identify from the label products sourced from animal welfare friendly production systems.

**Q6 When purchasing eggs, meat or milk can you easily identify from the label those products sourced from animal welfare friendly production systems?**



### 2.3. Buying eggs

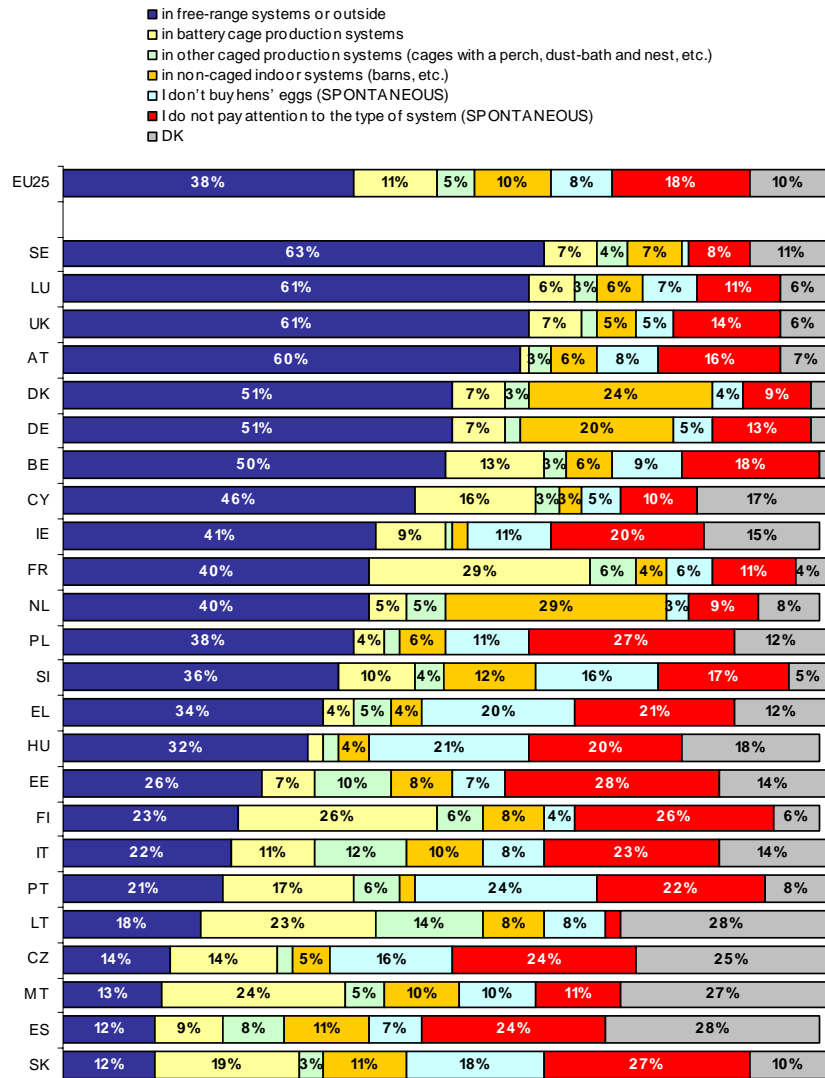
Source: question 9

#### *-A certain degree of attention to the source of eggs-*

At the European Union level, almost four citizens in ten (38%) surveyed state that they buy eggs from hens raised in free range or outdoor production systems.

It should be noted that less than one European in five (18%) admits to not paying attention to the type of rearing system, which demonstrates a degree of interest in production systems. The non-response rate of 10% at the European level also shows a certain lack of knowledge among respondents concerning the source of the eggs that they buy.

**Q9 When you buy eggs do they mostly come from hens kept...?**



### ***-Egg sources specific to each Member State-***

The stated source of eggs varies very appreciably from one Member State to another. A majority of respondents in countries situated in the North of the European Union seem distinctly more likely to buy eggs produced in free-range or outdoor systems. The reverse is true in several new Member States and in several southern countries. Around three respondents in five in Sweden (63%), Luxembourg (61%), the United Kingdom (61%) and Austria (60%) state that they buy eggs from free range or outdoor systems; this proportion is only 12% in Spain and Slovakia.

For the other categories of responses, answers were variable and country-specific:

- More than a quarter of Estonians (28%), Finns (26%), Poles and Slovaks (27%) admit that they pay no attention to the production system,
- The French (29%), Finns (26%), Lithuanians (23%) and Maltese (24%) are the most likely to buy eggs from battery cage production systems,
- More than 20% of the Portuguese (24%) and Hungarians (21%) say that they do not buy eggs.
- Finally, particularly high non-response rates were noted in Spain (28%), Lithuania (28%), Malta (27%) and the Czech Republic (25%). As far as Lithuania and Czech Republic are concerned, it is worth recalling that the identification of animal welfare friendly products was particularly difficult in these countries.

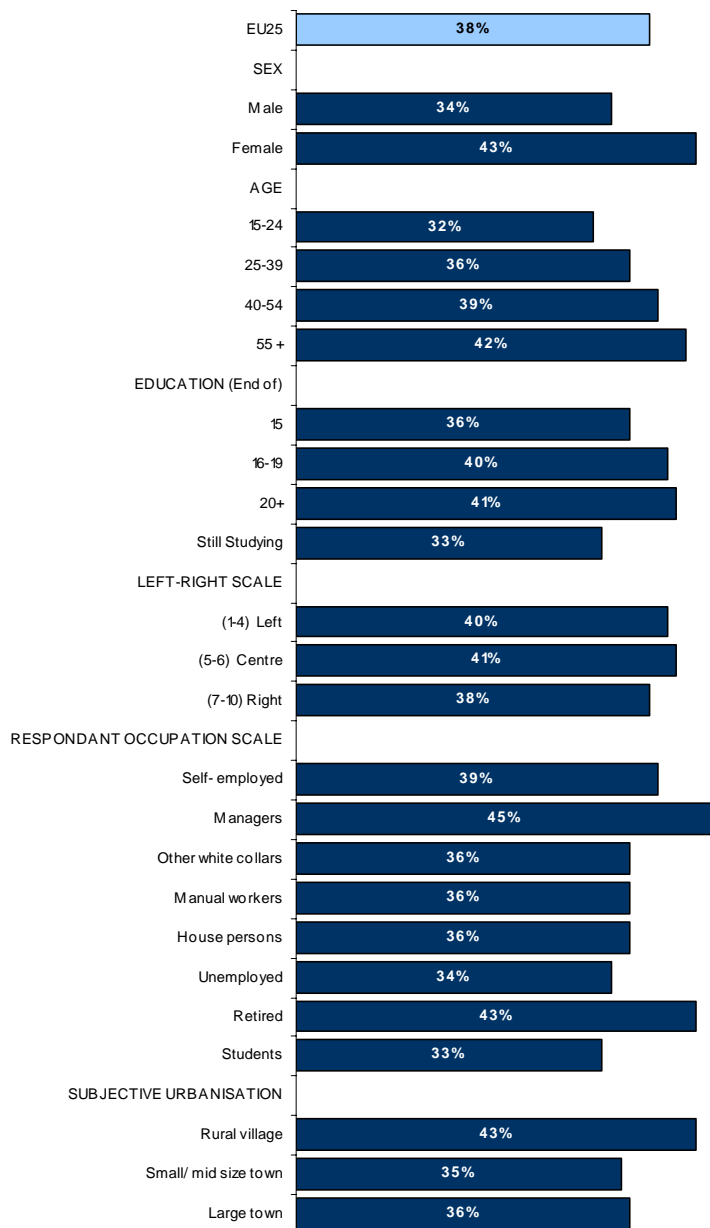
The specific responses in different countries are also probably linked to the unequal existence of outdoor production systems.

### 2.3.1 People who buy eggs from hens kept in free-range systems or outside

The **socio-demographic analysis of results** shows once again that **women** are more sensitive than men towards the quality of the food source. 43% of them state that they buy eggs from free range or outdoor systems, as against only 34% of men.

People are more likely to buy eggs produced in free range or outdoor systems if they are **older**, live in a rural village, are **often responsible for the purchase of food** or if they **often consider animal welfare** when buying meat (which seems logical).

Q9 When you buy eggs do they mostly come from hens kept...?  
Response: in free-range systems or outside



The analysis of other variables related to animal welfare shows that respondents are more likely to buy eggs produced in free range or outdoor systems if they are **often responsible for the purchase of** food or if they **often consider animal welfare** when buying meat (which seems logical).

Those who have already visited a farm which rears animals more than three times are also more inclined to buy eggs from hens kept in free-range systems or outside.

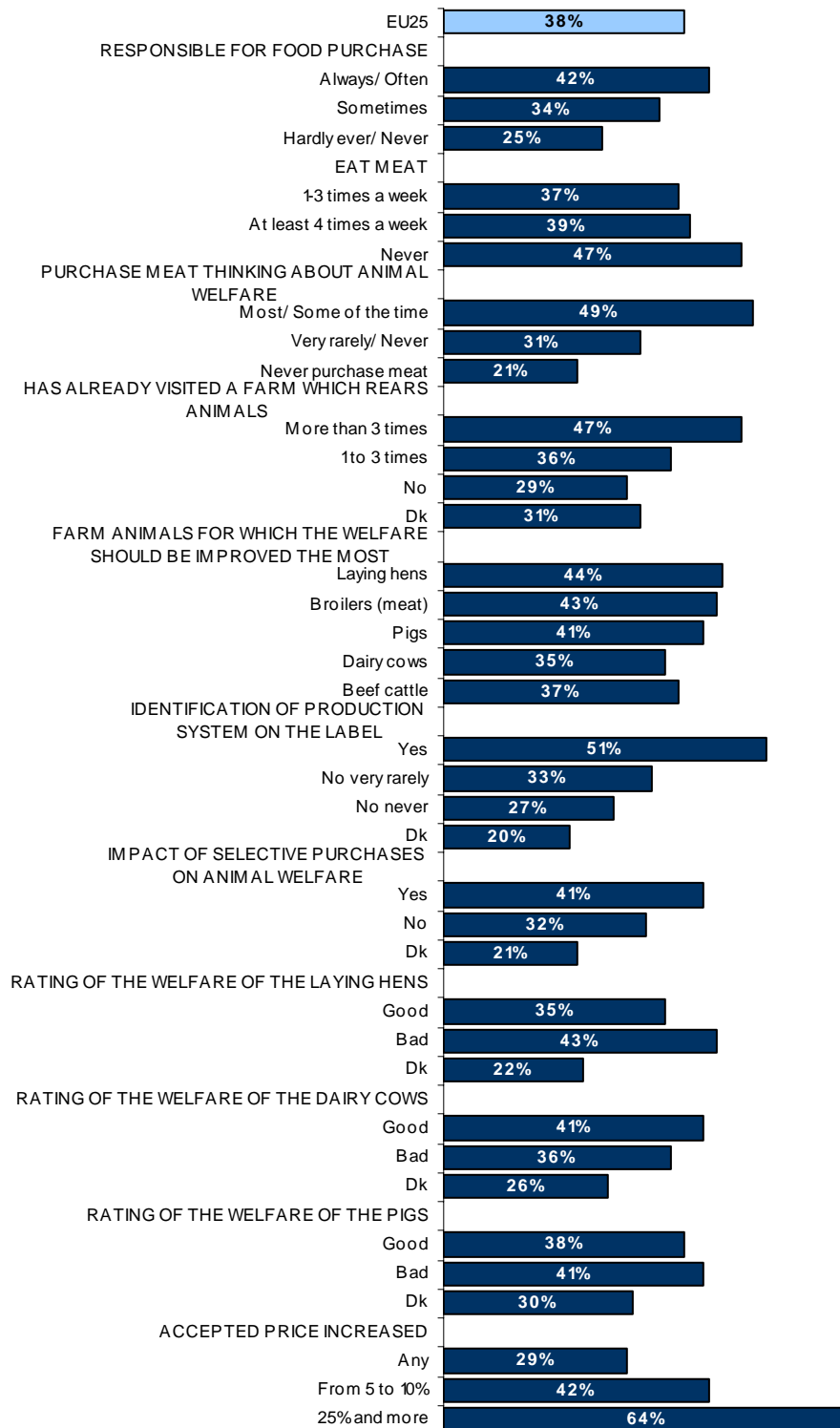
It should also be noted that those who can easily identify the production system from the label (51%) and **vegetarians** (47%), i.e. those who state that they never eat meat, are much more likely to buy eggs from free-range or outdoor production systems than meat eaters.

Respondents who believe that buying animal welfare friendly products (41%) could have a positive impact on the welfare of farmed animals and **those who rate the welfare of laying hens badly** (43%) are also more inclined to buy eggs from hens kept in free-range systems or outside.

Finally, the people prepared to accept a **significant price increase** (25% and more) for buying eggs from an animal welfare friendly production system buy eggs from free range or outdoor systems much **more often** (64%).



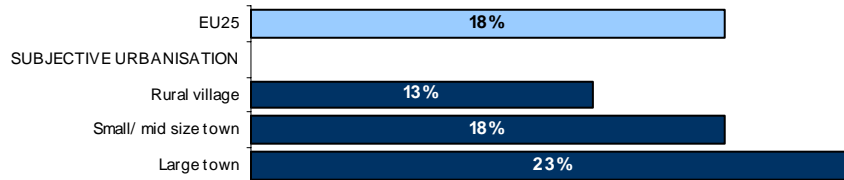
Q9 When you buy eggs do they mostly come from hens kept...?  
**Response: in free-range systems or outside**



### 2.3.2. People who do not pay attention to the type of system

The **socio-demographic analysis of results** shows the large impact of locality type on the attention respondents give to the type of production system: 23% of interviewees in large towns buy eggs without paying attention to their source against 13% in rural villages.

Q9 When you buy eggs do they mostly come from hens kept...?  
**Response: I do not pay attention to the type of system**  
 (SPONTANEOUS)

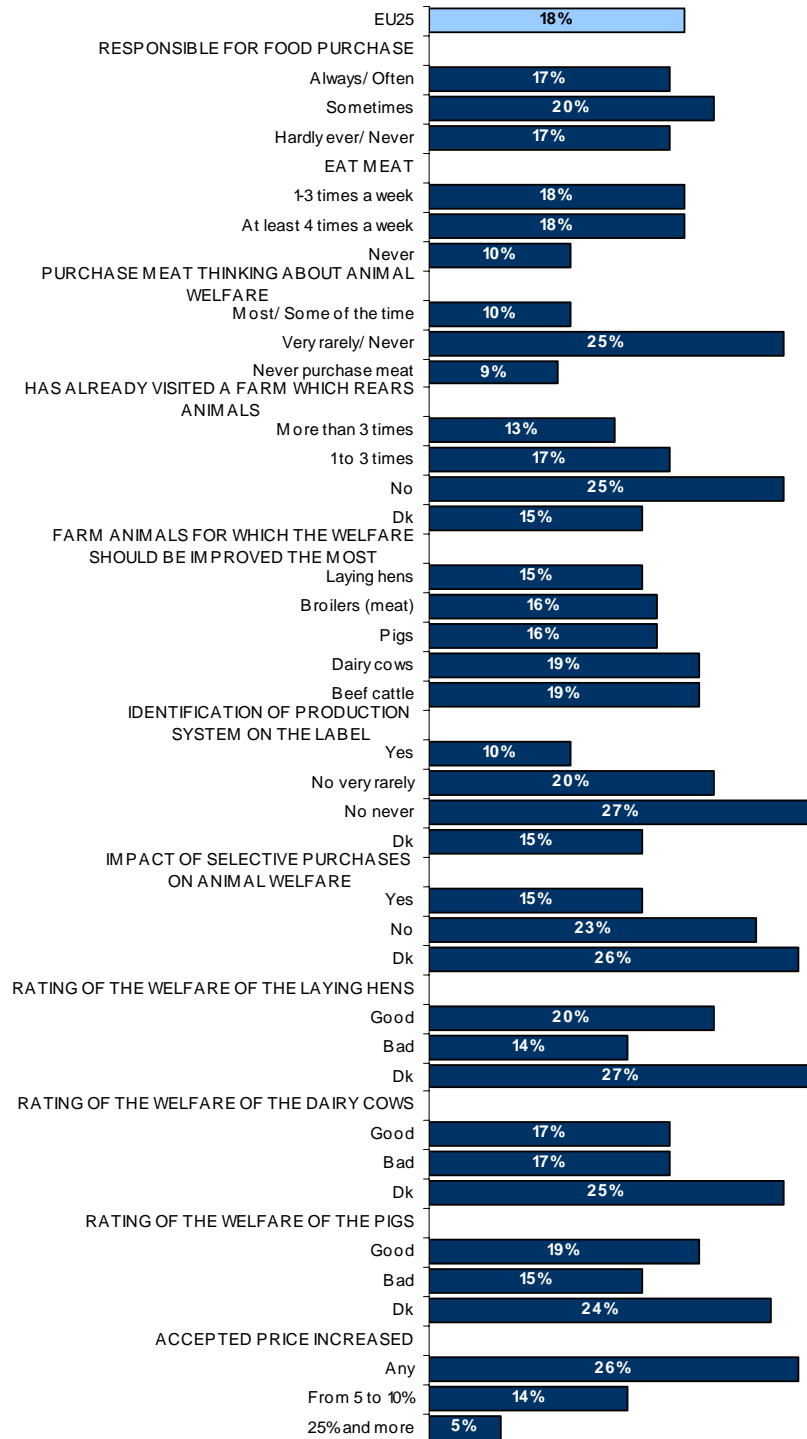


The **cross-tabulations with other questions** also reveals that interviewees who think about animal welfare very rarely or never when purchasing meat and those who have never visited a farm which rears animals, are more inclined to not pay attention to the eggs source.

This is also the case for those who find that it is not easy to identify from the label, products sourced from animal welfare friendly production system and for respondents who don't think that buying animal welfare friendly products could have an impact on animal welfare.

Finally, and this is quite logical, a large proportion (26%) of those who don't accept any price increase to pay for hens eggs sourced from an animal welfare friendly production system, do not pay attention to the type of system.

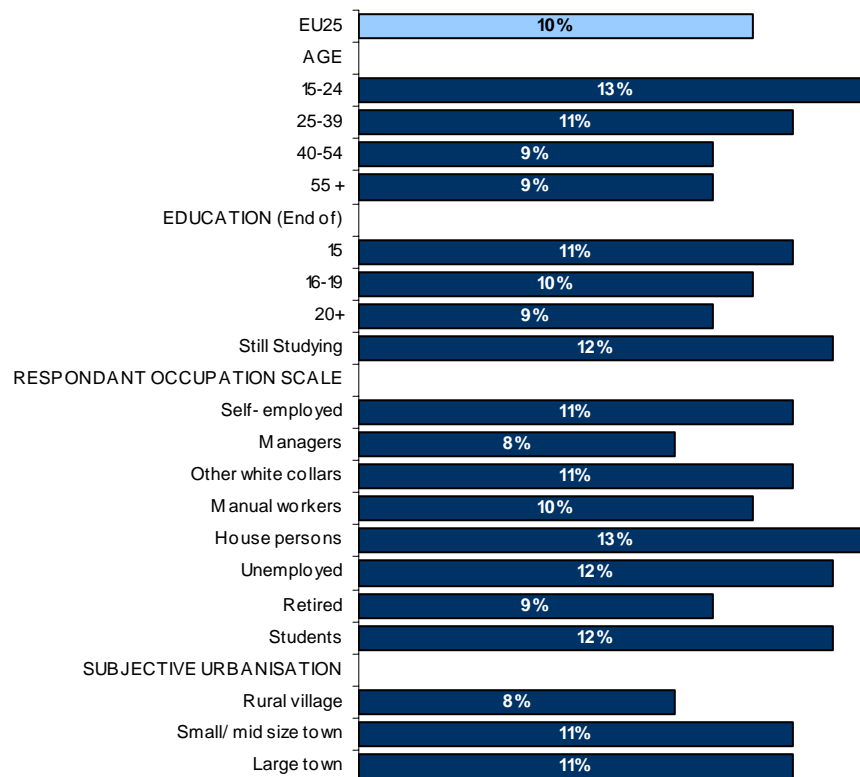
Q9 When you buy eggs do they mostly come from hens kept...?  
**Response: I do not pay attention to the type of system**  
**(SPONTANEOUS)**



### 2.3.3. Non respondents

The socio-demographic analysis of results reveals that the youngest age-group (13%), the students (12%) and house persons (13%) seem less informed about the eggs source.

Q9 When you buy eggs do they mostly come from hens kept...?  
Response: Don't know/ No answer



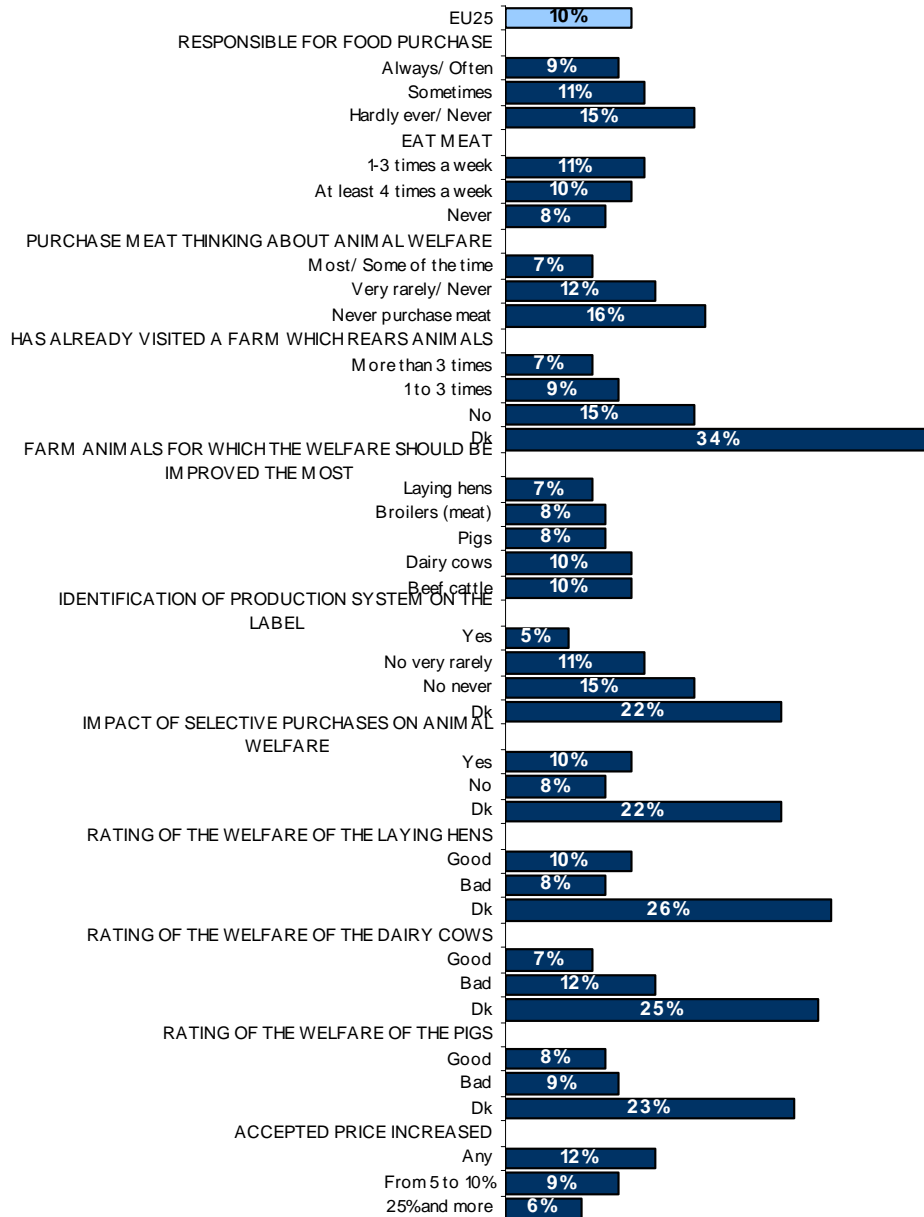
**Globally, the cross-tabulations with other questions (see graph on next page) reveal that those who don't know the source of the eggs they purchase, answer particularly often "don't know" to the other questions.**

The cross-tabulations with other questions also show that respondents who think about animal welfare when purchasing meat seems to have a better knowledge of the source of eggs: the "don't know" rate is only 7% for this category.

The same kind of remark applies to those who have already visited a farm which rears animals, those who can easily identify the production system from the label or those who are ready to accept a 25% price increase to buy eggs sourced from an animal welfare friendly production system.

Q9 When you buy eggs do they mostly come from hens kept...?

**Response: Don't know/ No answer**



## 2.4. Impact of purchasing behaviour on animal welfare

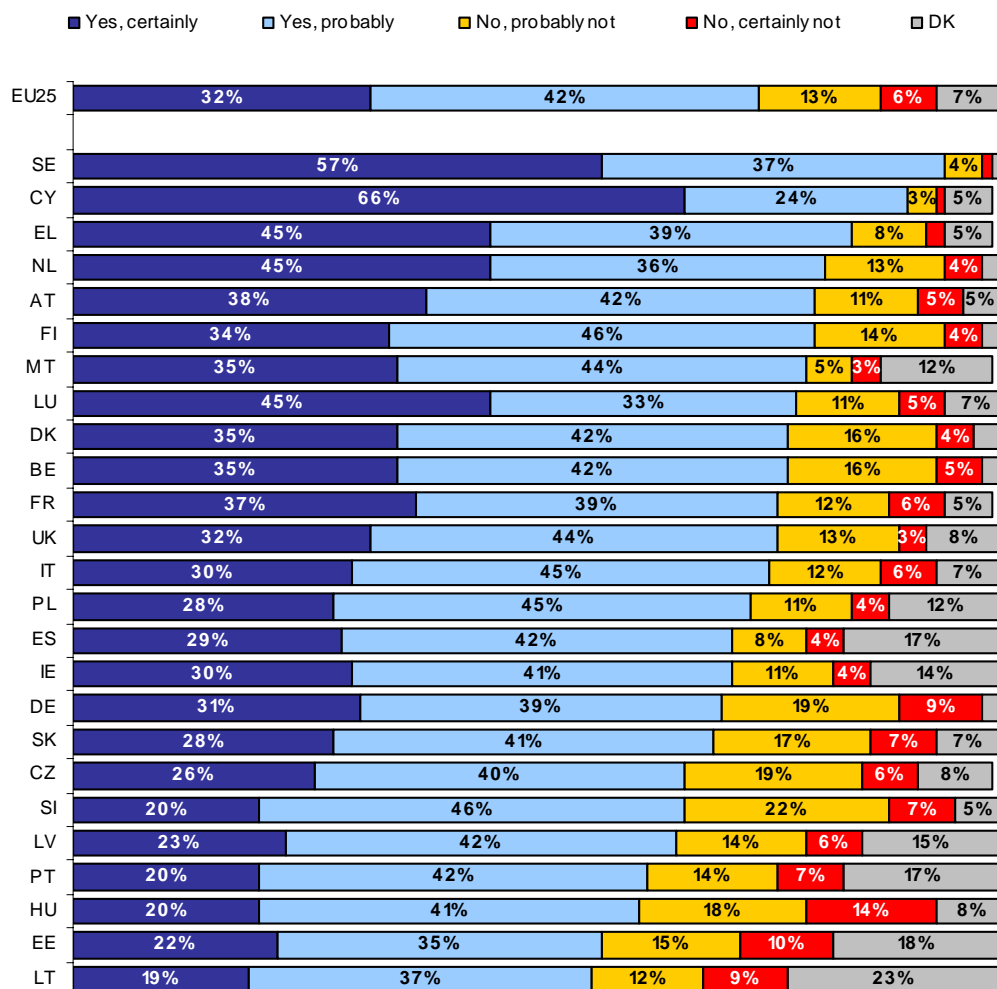
Source: question 7

Do buyers think that they can influence positively the welfare and protection of animals for the better by their purchasing behaviour?

**-Almost 3 respondents in 4 think that they can influence the welfare of farmed animals by their purchasing behaviour-**

Three quarters (74%) of citizens of the European Union state that they can influence the welfare and protection of farmed animals for the better through their purchasing behaviour. Almost a third of respondents even say they are **certain** that they can wield this influence.

### Q7 Do you believe that buying animal welfare friendly products could have a positive impact on the welfare/protection of farm animals?



***-A capacity to influence extending to all Member States  
of the European Union-***

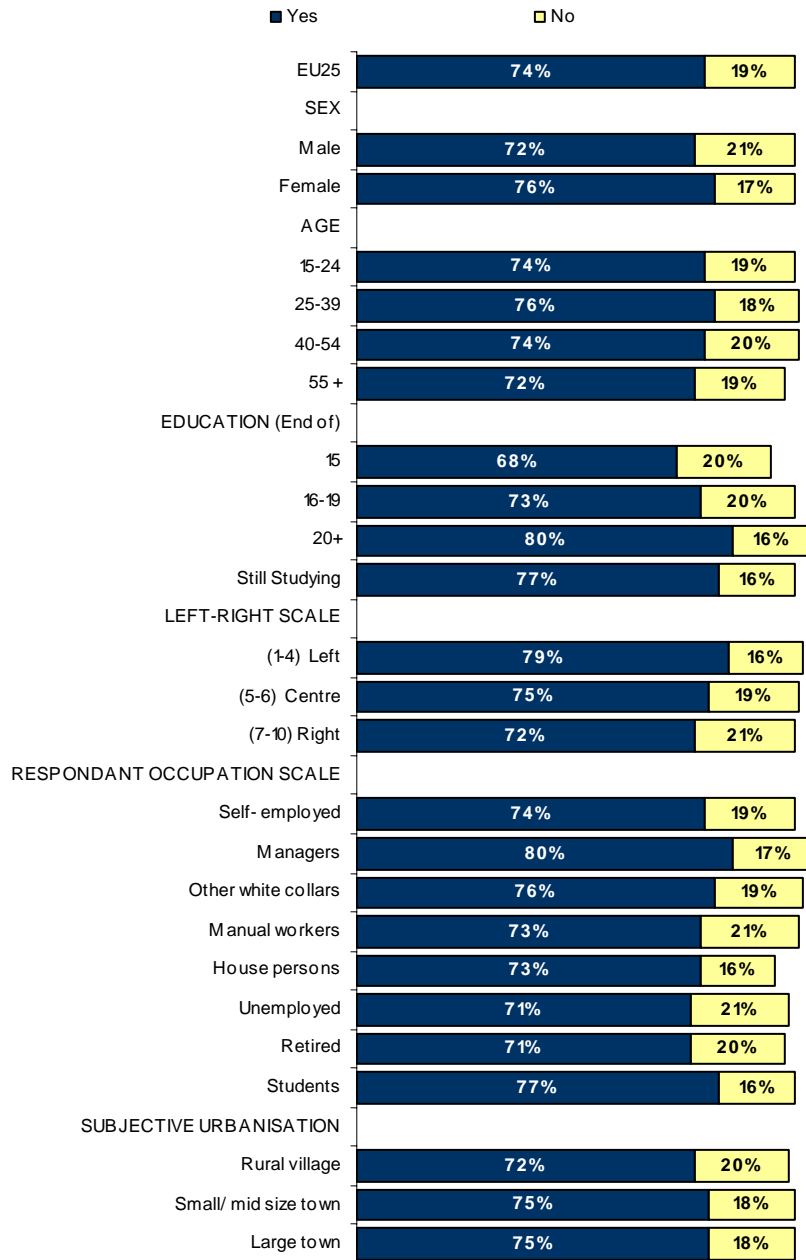
In all the Member States of the European Union, a majority of respondents state that they can influence animal welfare by their purchasing behaviour. In several countries, this proportion exceeds 80% and it rises to 90% in Cyprus and 94% in Sweden. Cypriots are also the most likely (66%) to feel **certain** that they can influence the welfare of farmed animals.

This feeling of being able to influence through purchasing behaviour is a little less present in several of the new Member States, as well as in Portugal (62%). Lithuanians (56%) and Estonians (57%) seem less convinced of their influential power.

Finally, relatively high non-response rates were observed for this question in the Baltic countries, Portugal and Spain (17%).

**Analysis of responses rates** for the most divisive **socio-demographic variables** shows that **women** (76%), the respondents with the highest **level of education** (80%), and respondents situated further **to the left** (79%) on the political spectrum seem more convinced of their ability to improve animal welfare and protection by their purchasing behaviour.

**Q7 Do you believe that buying animal welfare friendly products could have a positive impact on the welfare/protection of farm animals?**



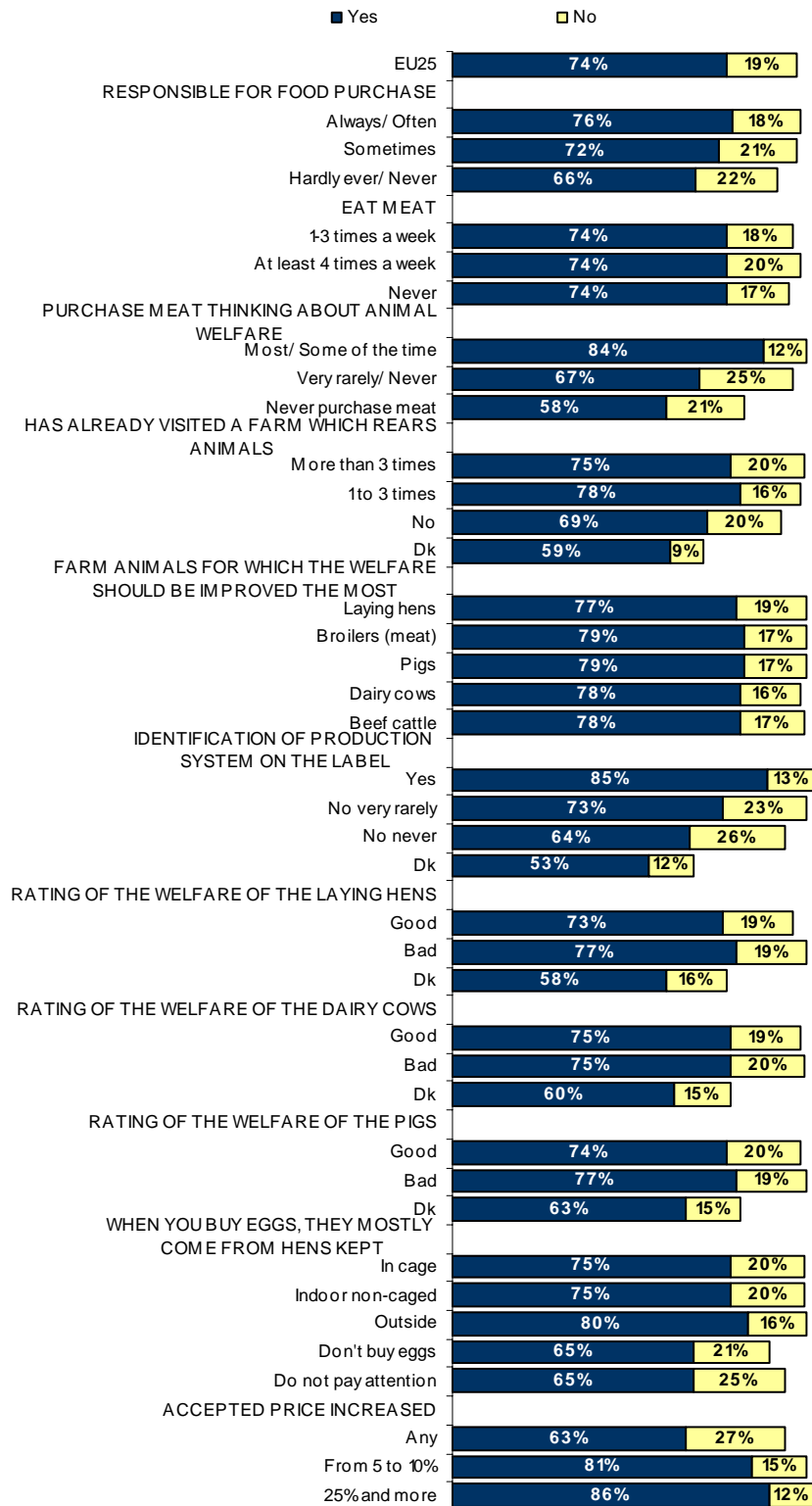


**The cross-tabulations with the other questions** also reveals that people interviewed who are most often responsible for buying food, and those who state that they mostly or sometimes consider animal welfare and protection when they buy meat also seem more convinced of their ability to influence animal welfare for the better.

It also shows that people who have already visited a farm which rears animals are more inclined to believe that buying such products could have a positive impact on the welfare/protection of farm animals. This is also the case for most (85%) of those who state they can easily identify friendly production systems from the label.

Finally, people who buy eggs which mostly come from laying hens kept outside and those who are ready to accept an additional price premium to buy eggs sourced from an animal welfare production system, have a greater tendency to believe that buying animal welfare friendly products could have a positive impact on the welfare of farm animals.

**Q7 Do you believe that buying animal welfare friendly products could have a positive impact on the welfare/protection of farm animals?**

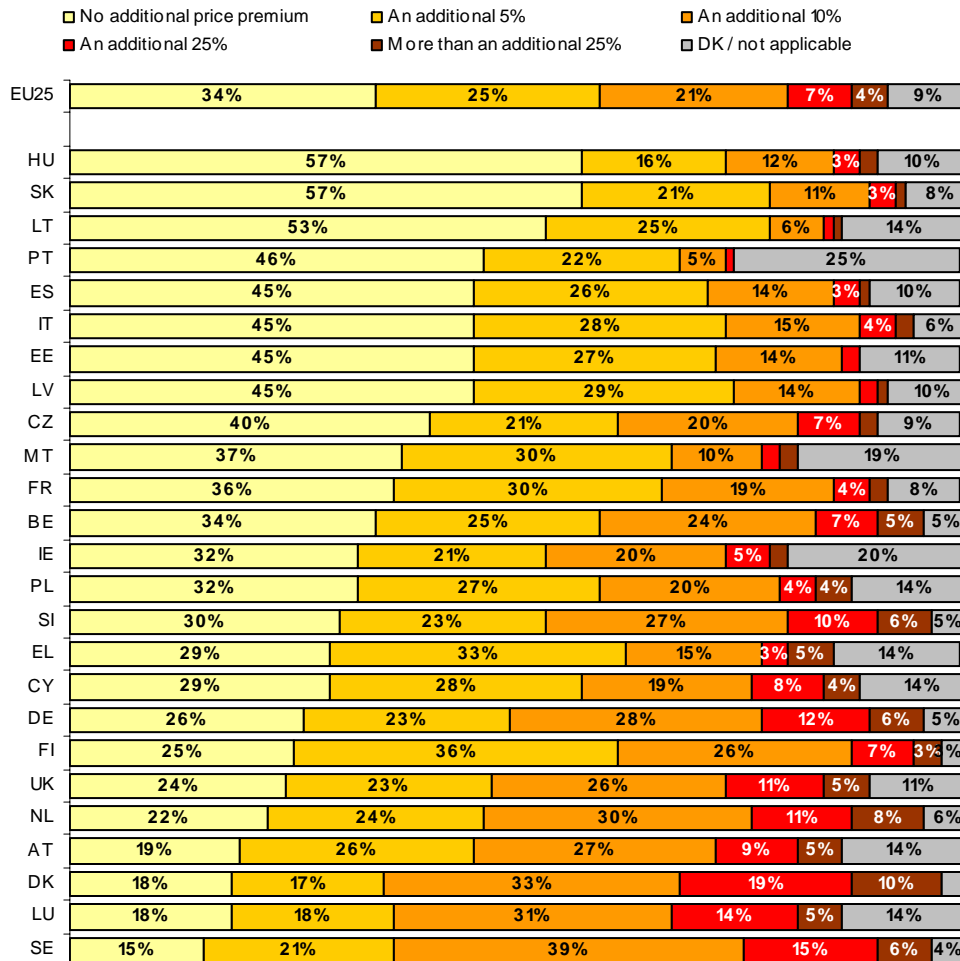


### 2.5. Are consumers prepared to pay more for a better welfare for laying hens?

Source: question 10

Purchasers seem convinced of their ability to influence the welfare of farmed animals, but are they willing to pay more for hens' eggs sourced from an animal welfare friendly production system? And, in particular, what price premium are they willing to accept?

**Q10 What additional price premium would you be willing to pay for hen's eggs sourced from an animal welfare friendly production system?**



**-Yes to a price increase, but this should be limited-**

A majority of citizens of the European Union (57%) state that they are willing to pay more for eggs sourced from an animal welfare friendly production system. A quarter of respondents state that they can accept a 5% price increase, 21% an increase of 10% and 11% are prepared to accept an increase of 25% or more.

We can note that the proportion of persons willing to accept an increase in the price of 25% or more (11%) is also non-negligible.

An analysis of results by country highlights the contrast between response rates in different Member States.

The Scandinavians and Dutch (+ than 70%) are the most likely to assert that they are willing to accept a price increase. They are followed by respondents from the German-speaking countries: Germany (69%), Luxembourg (68%) and Austria (67%).

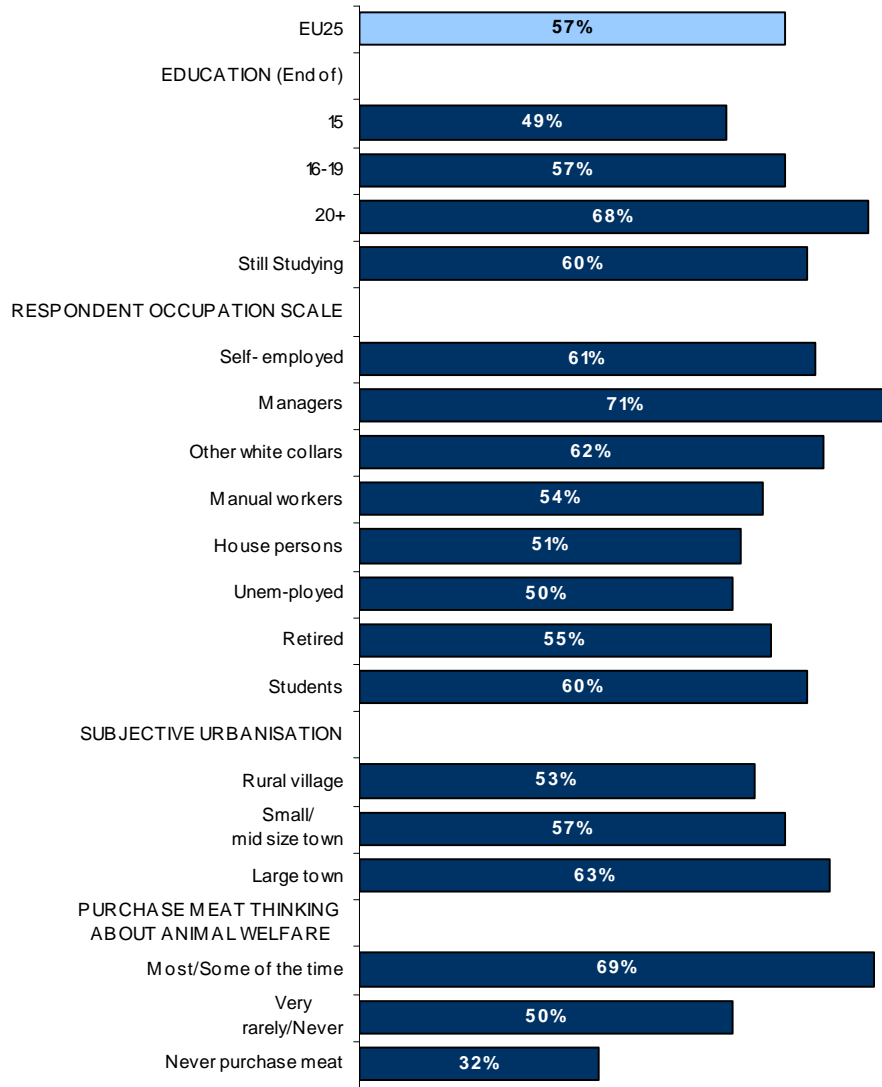
However, a majority of Hungarians (57%), Slovaks (57%) and Lithuanians (53%) state that they are not willing to accept a price increase for hens' eggs sourced from an animal welfare friendly production system.

In all countries, we observe that people accepting an increase are only willing to do so to a limited extent. Although increases of 5% or 10% are often mentioned, few respondents are willing to accept an increase of 25% or more. As we might expect, the acceptance of such a significant increase in price seems to be linked to the countries standard of living: interviewees in Denmark, Luxembourg and Sweden are more likely to accept the highest increases (respectively 29%, 19% and 21%).

**The analysis of results for the most divisive descriptive variables** show that people are more inclined to accept an increase if they have studied for longer. This proportion varies between 49% of respondents whose studies ended at the age of 15 and 68% among those who have studied longest.

Managers (71%) and residents of large towns also seem likely to accept such a price increase.

Q10 What additional price premium would you be willing to pay for hen's eggs sourced from an animal welfare friendly production system? **Response: ADDITIONAL**



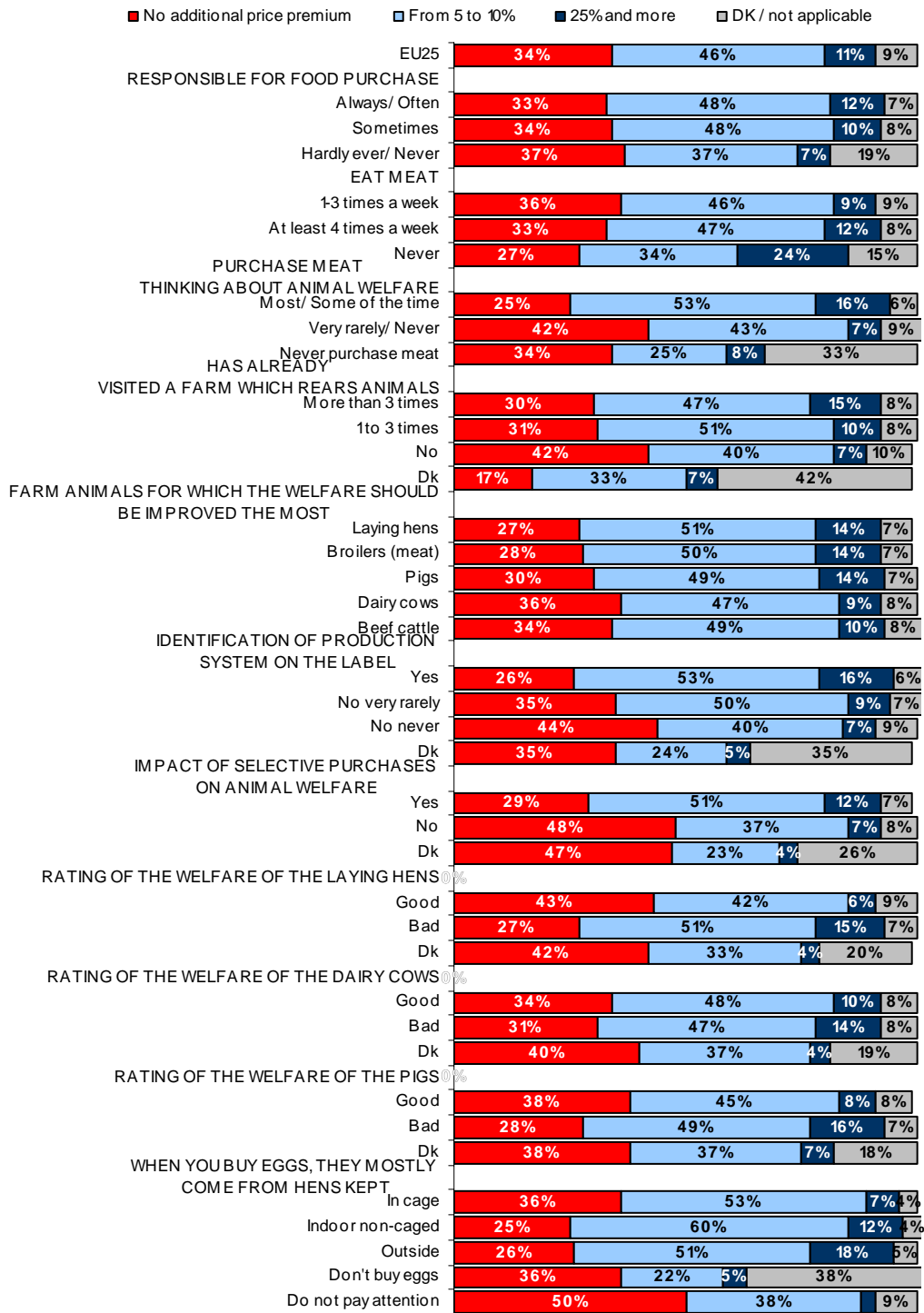
**The analysis of the cross-tabulations** with other questions reveals that people who state that they mostly or sometimes (69%) consider animal welfare and protection when buying meat, are also more inclined to pay more than those who very rarely consider this (50%) or those who never buy meat (32%).

**Interviewees who have never visited a farm (42%) which rears animals are less inclined to accept an additional premium.** Once again, we note that a higher frequency of visits of farms develops a greater awareness of animal welfare. **This shows the potential impact of an awareness campaign promoting animal welfare through farm visits.**

**Those who stated that laying hens are the farm animals for which the welfare should be improved the most are more inclined to accept an additional price premium.** People who rated laying hens as "bad" are also much more open to a rise in price of eggs. This is also true for those who can easily identify the animal welfare friendly production system on the label and those who believe that selective purchases could impact animal welfare.

Finally, we notice that people **who buy eggs that mostly come from non-caged hens (indoor (72%) or outdoor (69%)) seems more favourable to an additional price premium** for hens' eggs sourced from an animal welfare friendly production system.

**Q10 What additional price premium would you be willing to pay for hen's eggs sourced from an animal welfare friendly production system?**



### 3. Animal welfare at the European level

Source: questions 11, 12 and 13

#### 3.1. Perceptions of existing legislation

Source: question 11

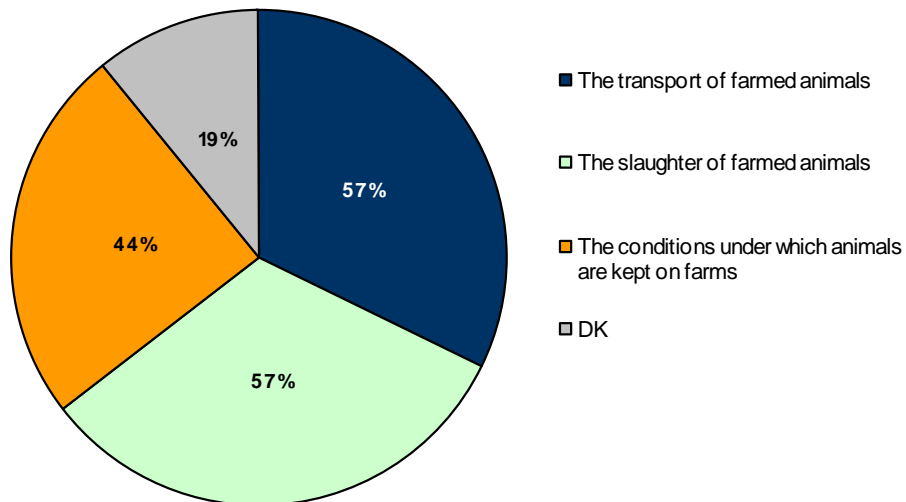
***-A majority of citizens believes that European legislation exists in the fields of transport and animal slaughter-***

When asked about the existence of European legislation to promote the welfare and protection of farmed animals, a majority of European Union citizens (57%) believe that such legislation exists with regard to the transport and the slaughter of farmed animals.

However they seem less convinced (44%) of the existence of this type of legislation regarding the conditions under which the animals are reared on farms.

Finally, nearly one respondent in five (19%) states that they do not know of the existence of any European legislation in these fields.

**Q11 From the following subjects related to the welfare/protection of animals, please indicate the ones for which you believe European Union legislation exists. (MULTIPLE ANSWERS POSSIBLE).  
Total EU25**





### 3.1.1. The transport of farmed animals

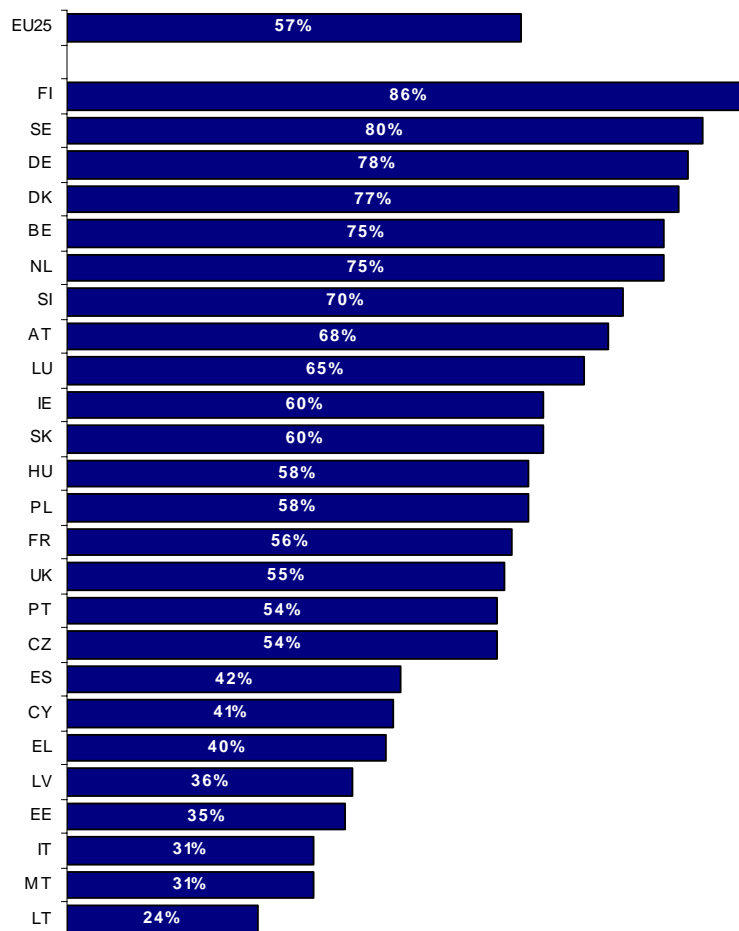
#### **-Lower level of information in the new Member States and in the south of the European Union-**

In 17 of the 25 Member States, a majority of respondents believes that European legislation on the transport of farmed animals exists. In Scandinavian countries (between 77% and 86%), Germany (78%), Belgium and the Netherlands (75%), at least three respondents in four think this.

However, respondents in several new Member States as well as the countries in the south of the European Union seem less convinced, and thus less informed, about the existence of a European legal framework in this domain.

Q11 From the following subjects related to the welfare/protection of animals, please indicate the ones for which you believe European Union legislation exists.

#### **Answer: The transport of farmed animals**

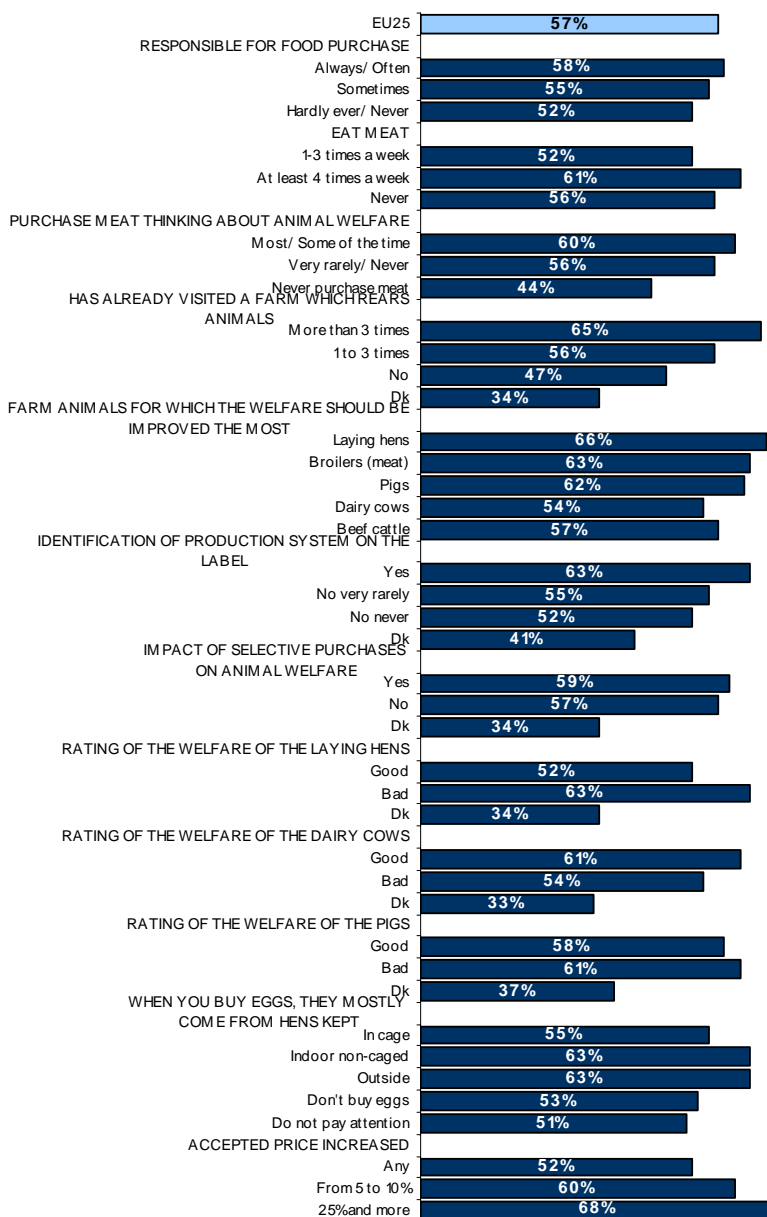


The cross-tabulations with other questions reveal that respondents thinking about animal welfare when purchasing meat seem more aware that European legislation exists on the transport of farmed animals. This higher rate can also be observed for those who have visited a farm more than 3 times and for those who state that they can identify the production system on the label.

Interviewees who rate the welfare of laying hens badly, those who are ready to pay 25% more and those who buy eggs that mostly come from hens kept in indoor non-caged or outside, seem also more likely to be informed about the existence of such legislation.

Q11 From the following subjects related to the welfare/protection of animals, please indicate the ones for which you believe European Union legislation exists.  
(MULTIPLE ANSWERS POSSIBLE)

**Response: The transport of farmed animals**



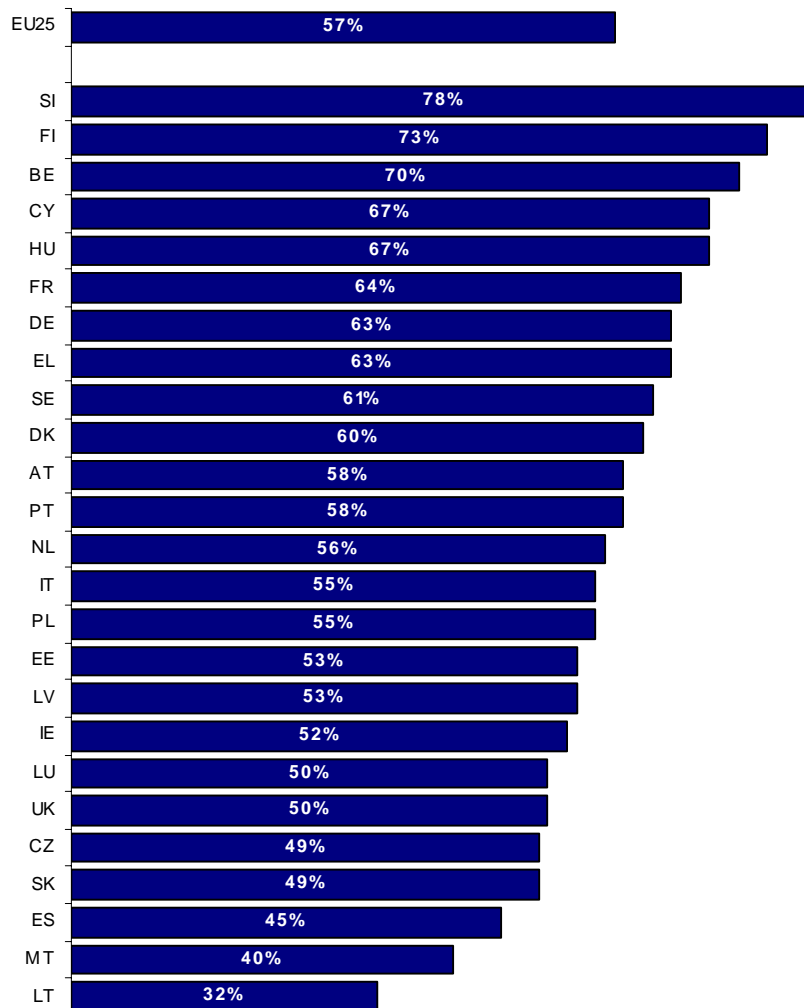
### 3.1.2. The slaughter of farmed animals

#### **-In 4 Member States out of 5, a majority of citizens Believes there is legislation on slaughter exists -**

In 20 countries out of 25, at least half the respondents believe in the existence of European legislation on the slaughter of farmed animals. The Slovenes (78%), Finns (73%) and Belgians (70%) are the most likely to think this. By contrast, Lithuanians and Maltese (32%) do not seem very well informed about the existence of this legislation.

Q11 From the following subjects related to the welfare/protection of animals, please indicate the ones for which you believe European Union legislation exists.

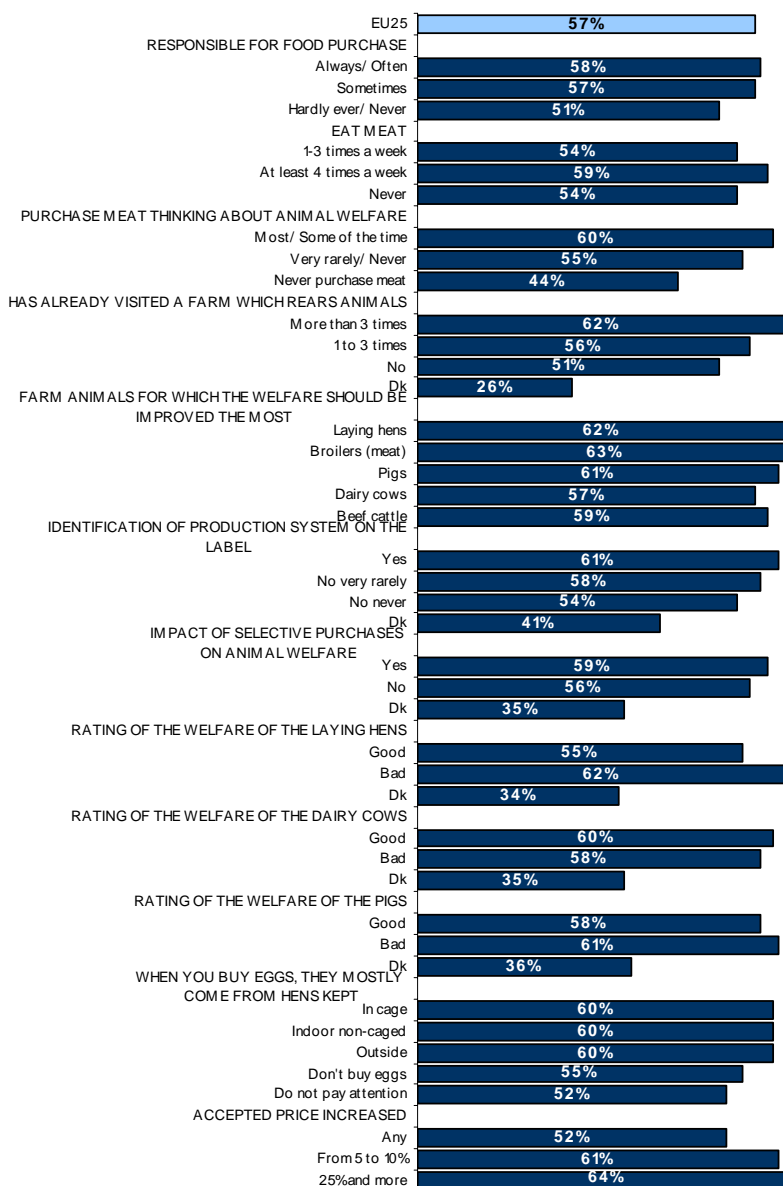
#### **Answer: The slaughter of farmed animals**



Most of the remarks made in the section on the awareness of the existence of legislation concerning the transport of farmed animals apply also to the slaughter of farmed animals. Interviewees who think about animal welfare when purchasing meat, those who already visited a farm more than three times, those who rate the welfare of laying hens badly and finally those who are willing to accept a price increase to buy eggs sourced from an animal welfare friendly production system, are more inclined to believe that European legislation exists in the field of the slaughter of farmed animals.

Q11 From the following subjects related to the welfare/protection of animals, please indicate the ones for which you believe European Union legislation exists.  
(MULTIPLE ANSWERS POSSIBLE)

**Response: The slaughter of farmed animals**



### 3.1.3. The conditions under which animals are kept on farms

#### *-European legislation less well known-*

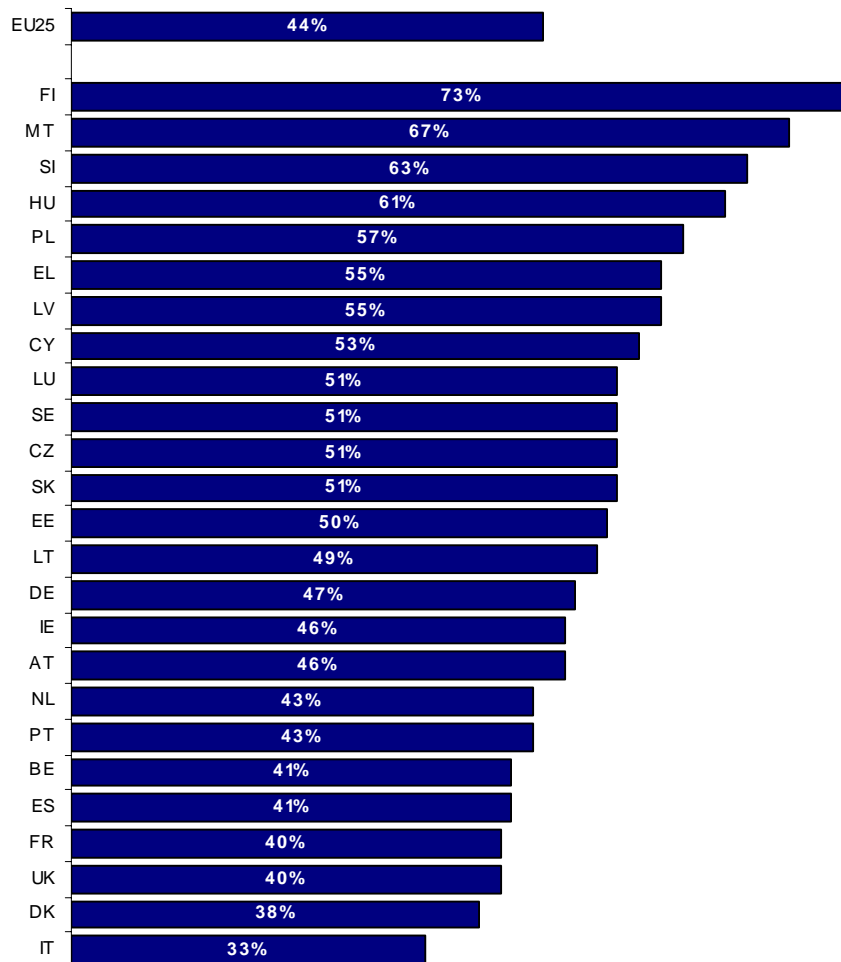
The existence of European legislation which promotes the welfare of farmed animals in terms of the conditions under which they are kept on farms does not seem to be particularly widely known.

In around half the Member States, a majority of respondents think that such a measure exists: Finns (73%), Maltese (67%) and Slovenes (63%) are the most likely to think this.

In contrast, only a third of Italians (33%) and around 4 respondents in 10 in Denmark (38%), the UK (40%) and France (40%) believe that European legislation exists on this matter.

Q11 From the following subjects related to the welfare/protection of animals, please indicate the ones for which you believe European Union legislation exists.

**Answer: The conditions under which animals are kept on farms**



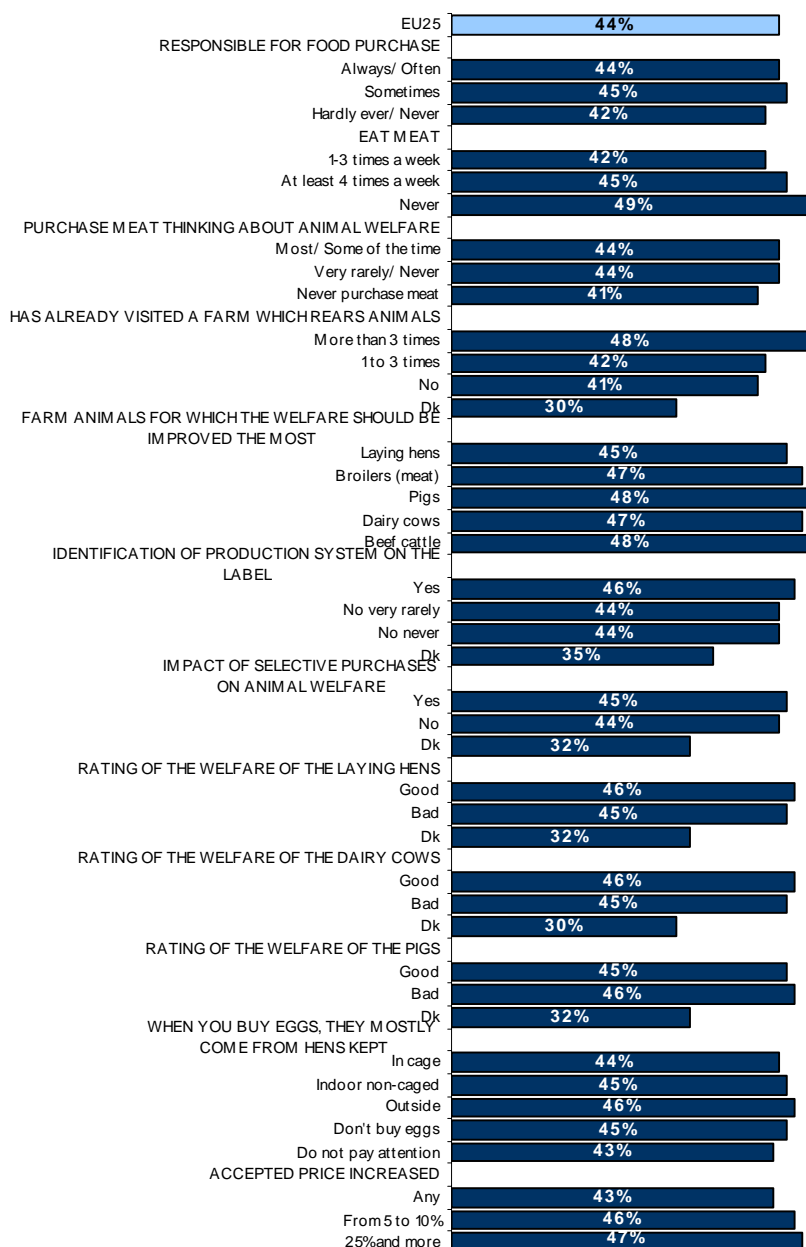
The cross-tabulations with the other questions reveal less marked discrepancies than for the two previous areas. Nevertheless, we can once more notice that people who visited a farm which rears animals more than three times, have a greater tendency to believe that a European legislation exists on the conditions under which animals are kept on farms.

It is also interesting to note that those who never eat meat seem more aware of the existence of such legislation.

Q11 From the following subjects related to the welfare/protection of animals, please indicate the ones for which you believe European Union legislation exists.

(MULTIPLE ANSWERS POSSIBLE)

**Response: The conditions under which animals are kept on farms**



The response rates for the **most distinguishing descriptive variables** reveal very similar profiles when response rates are compared for the two statements on 'the transport of farmed animals' and 'the slaughter of farmed animals'.

Men, respondents with the highest education level and managers are much more likely to believe in the existence of European legislation in these two areas. The cross-analysis of this question with question 3<sup>3</sup> also reveals that respondents who often or sometimes consider the welfare of animals when buying meat (60%) seem more convinced of the existence of European legislation in these two fields.

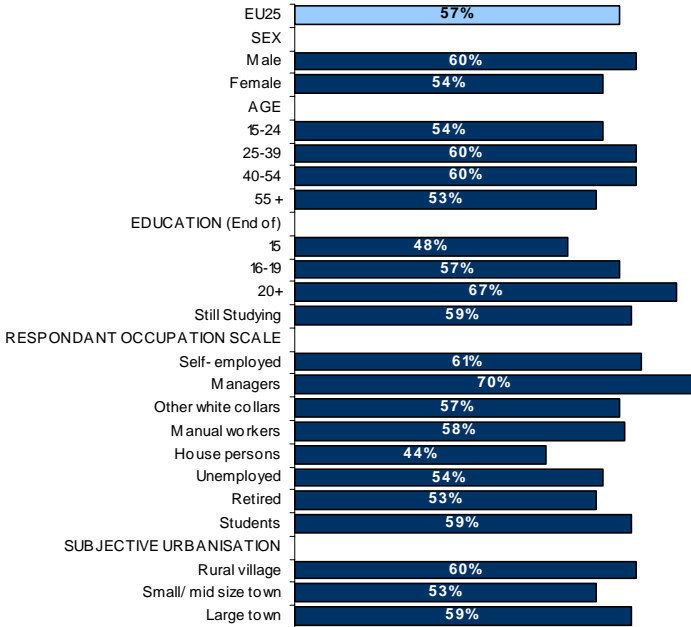
Respondents belonging to the youngest category, students (53%) and those stating that they never eat meat (49%) are most likely to believe in the existence of European legislation on the conditions under which farmed animals are kept.

---

<sup>3</sup> When you purchase meat, do you think about the welfare/ protection of the animals from which these meat products have been sourced ?

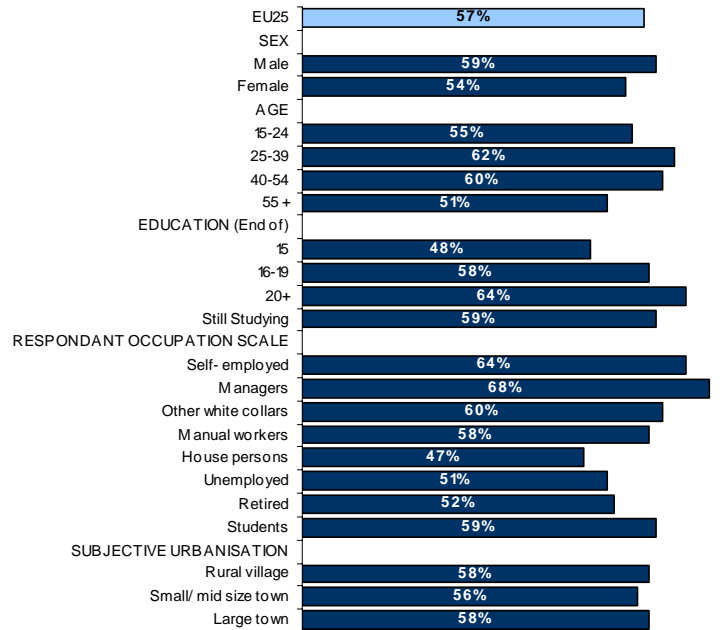
Q11 From the following subjects related to the welfare/protection of animals, please indicate the ones for which you believe European Union legislation exists.  
(MULTIPLE ANSWERS POSSIBLE)

**Response: The transport of farmed animals**



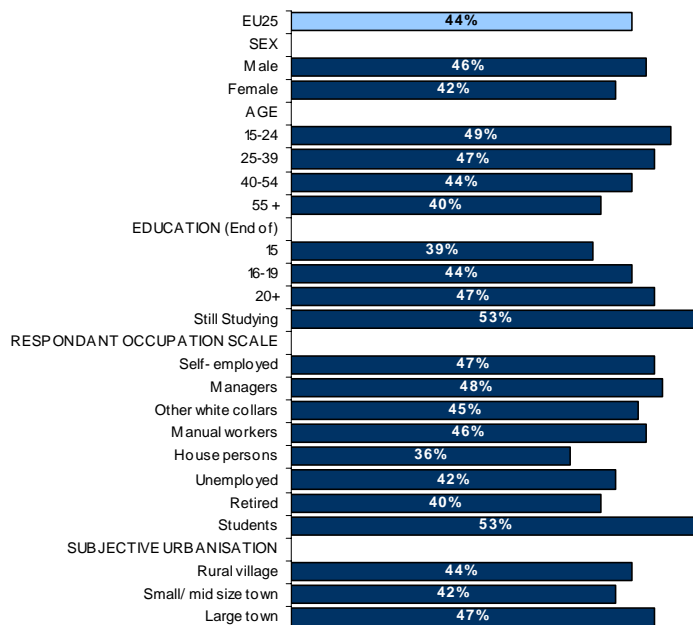
Q11 From the following subjects related to the welfare/protection of animals, please indicate the ones for which you believe European Union legislation exists.  
(MULTIPLE ANSWERS POSSIBLE)

**Response: The slaughter of farmed animals**



Q11 From the following subjects related to the welfare/protection of animals, please indicate the ones for which you believe European Union legislation exists.  
(MULTIPLE ANSWERS POSSIBLE)

**Response: The conditions under which animals are kept on farms**





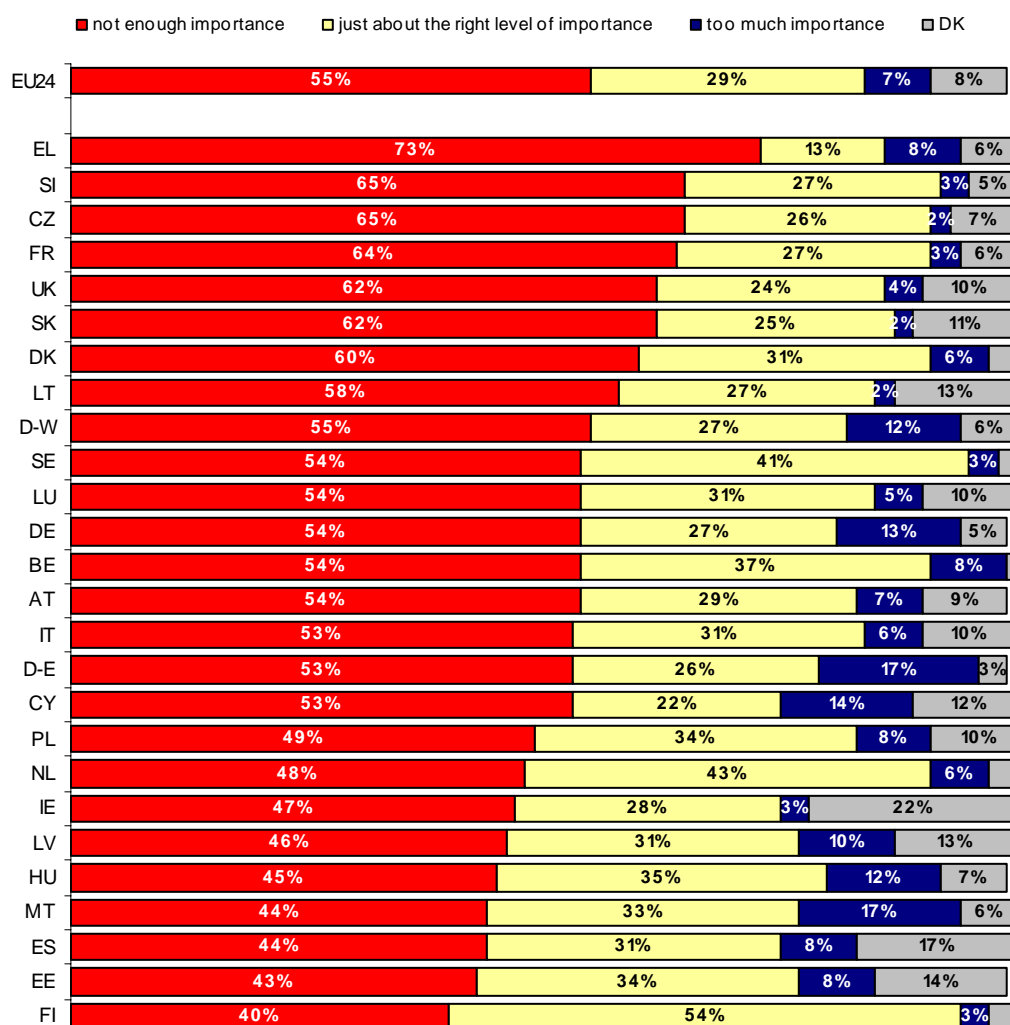
### 3.2. Comparative perceptions of animal welfare

Source: question 12

#### *-Insufficient weight given to animal welfare and protection in the agricultural policies of their country-*

A majority of European Union citizens (55%) state that animal welfare/protection does not receive enough importance in the agricultural policy of their countries. Only a minority (7%) believe it receives too much importance.<sup>4</sup>

#### Q12 In (OUR COUNTRY)'s current food and agricultural policy, do you believe that animal welfare/protection receives...?



<sup>4</sup> With regard to this question data for Portugal are currently unavailable and will be provided in the context of an upcoming EUROBAROMETER survey

***-Insufficient weight in a majority of Member States-***

In 15 of the 25 Member States, a majority of respondents thinks that not enough importance is given to the welfare of animals in the agricultural policy of their own countries. This proportion seems particularly high in Greece (73%), the Czech Republic and Slovenia (65%).

However, more than four out of ten respondents in Finland (54%), the Netherlands (43%) and Sweden (41%) think that animal welfare is adequately accounted for in their countries.

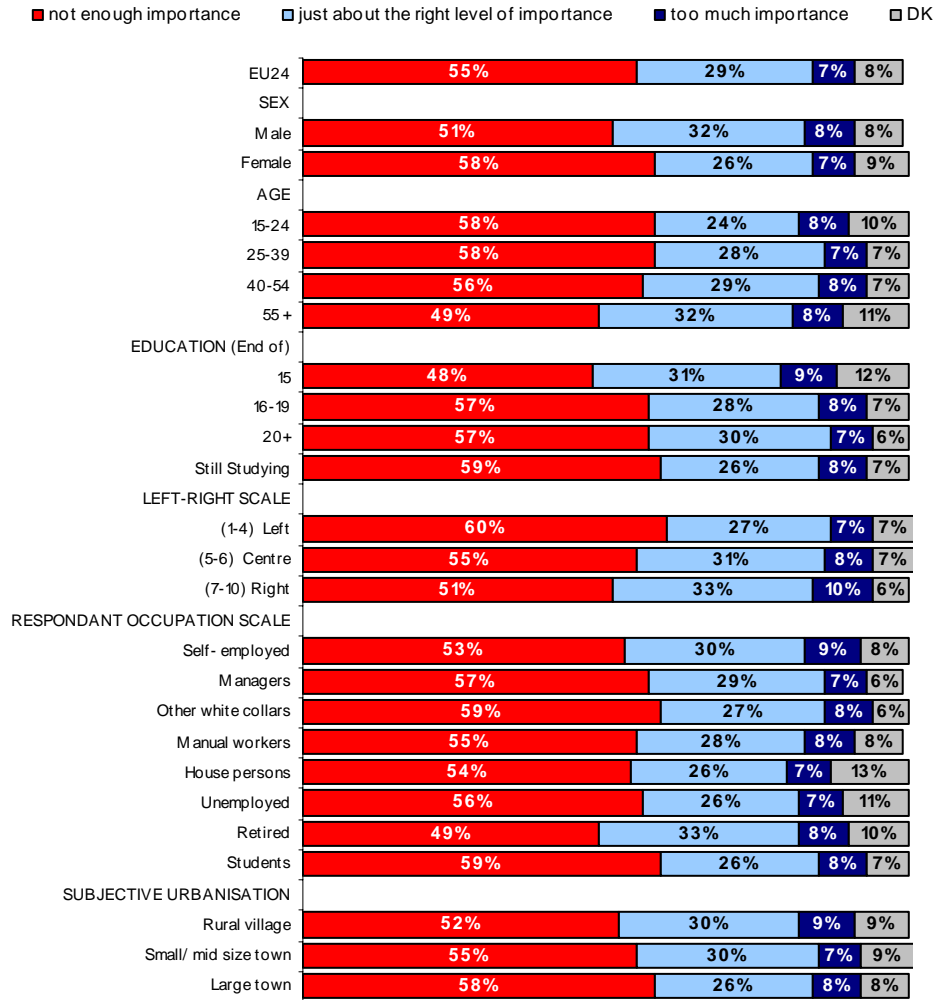
The response rates obtained within the most distinguishing descriptive variables reveal several differences.

Once again women are more likely than men to display an interest in animal welfare and conditions. A larger proportion of them think that agricultural policy in their country accords too little importance to animal welfare and protection (58% as compared with 51% of men).

Older respondents (49%), however, seem less concerned by the weight given to animal protection in the agricultural policy of their country.

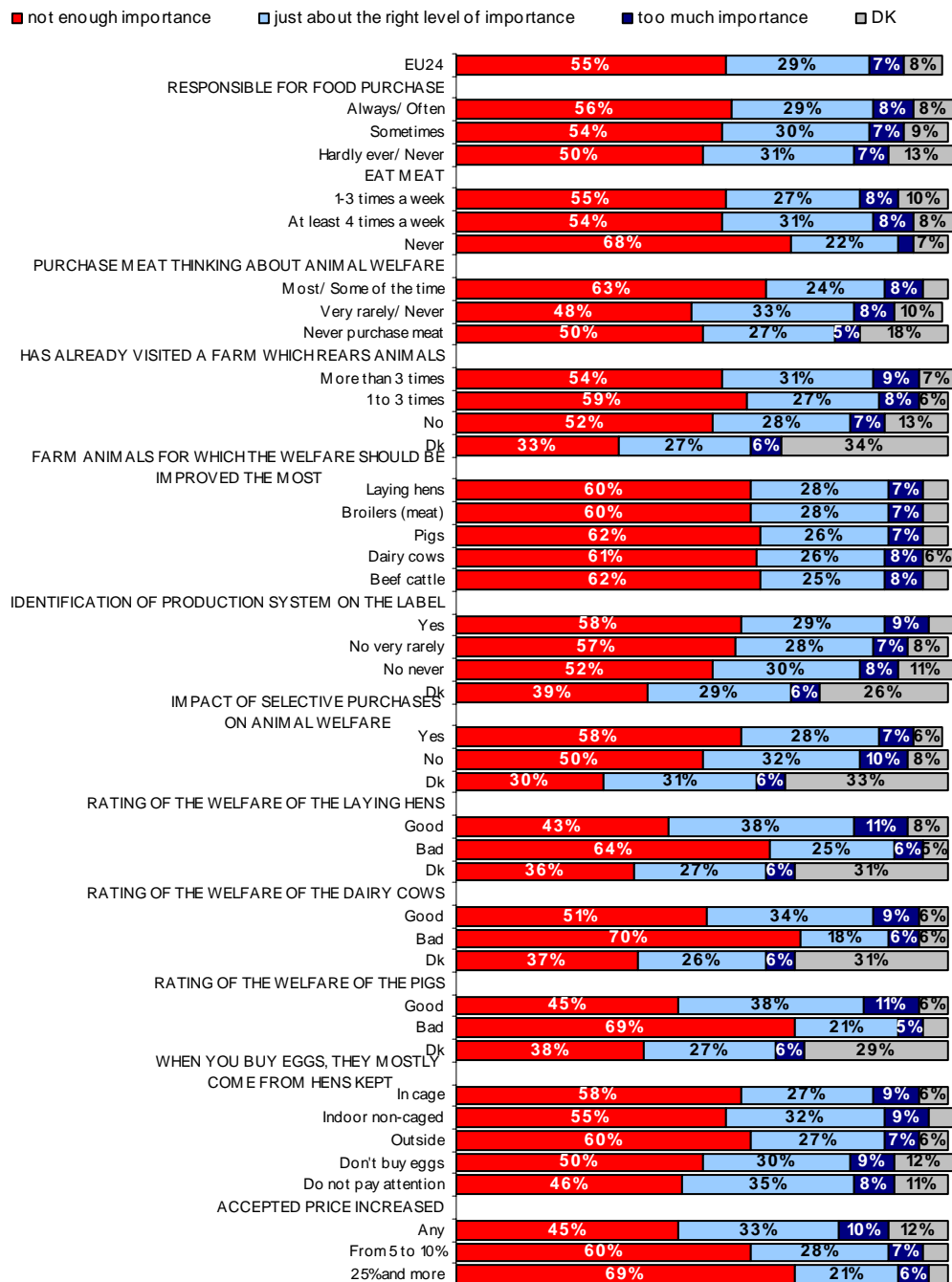
Respondents on the left of the political spectrum and urban populations also seem to be more aware of the importance of animal welfare in their countries' agricultural policies.

**Q12 In (OUR COUNTRY)'s current food and agricultural policy, do you believe that animal welfare/protection receives...?**



Interviewees who buy food most often, those who consider animal welfare when buying meat most frequently, those believing that it's possible to impact animal welfare by selective purchases, those rating farmed animal welfare badly and finally those who are willing to accept price increases for eggs sourced from an animal welfare friendly production system, took a stricter view of the importance of animal welfare in their countries' agricultural policies.

**Q12 In (OUR COUNTRY)'s current food and agricultural policy, do you believe that animal welfare/protection receives...?**



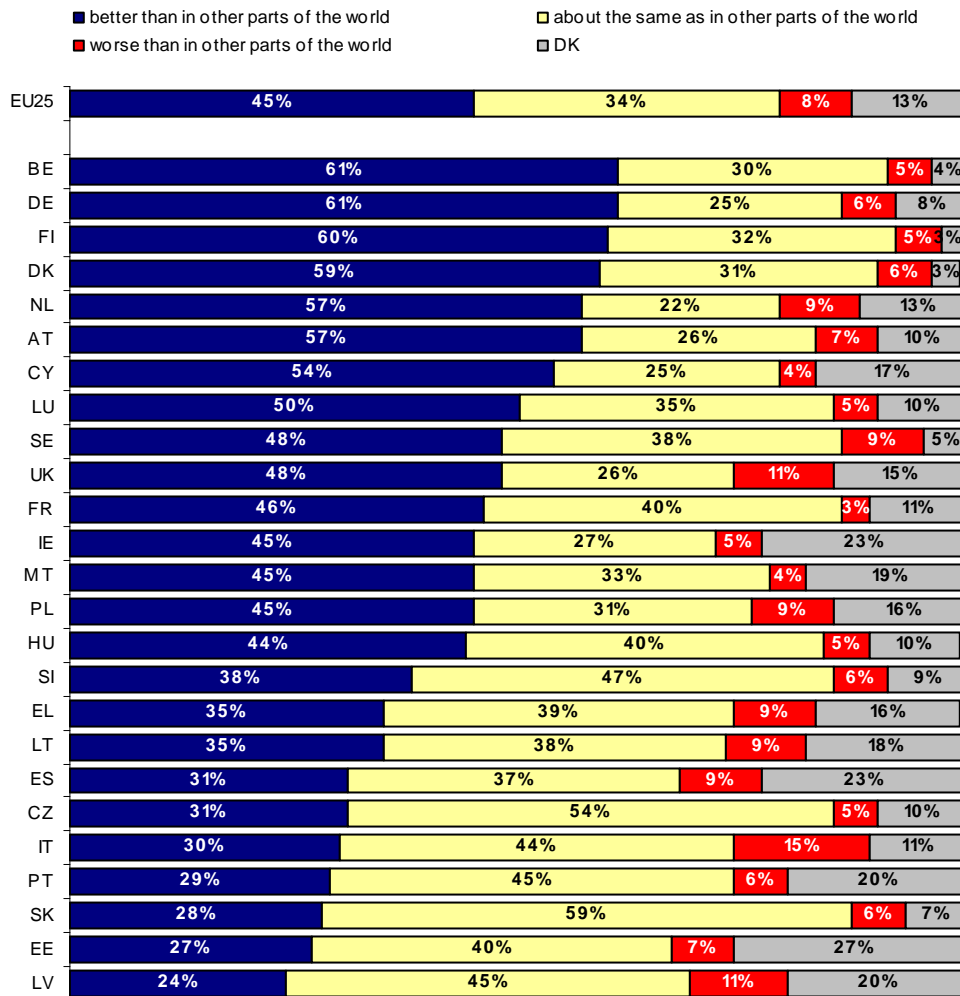
### 3.3. The welfare and protection of farmed animals in the European Union

Source: question 13

#### *-Better protection in the European Union-*

Almost half of all European Union citizens think that the welfare and the level of protection of animals within the European Union are better than in other parts of the world. Approximately a third believe that protection levels are similar, while only 8% of respondents believe that the welfare and the level of protection of animals within the European Union are worse than in other parts of the world.

**Q13 Within the European Union do you believe that the welfare/protection of farm animals is...?**



While on the whole, in Member States, there is a clear majority of respondents who think that the conditions of farm animals are 'equal or better' in the European Union (between 67% in Estonia and 92% in Finland), the proportion of respondents judging it to be 'better' is less marked.

In Belgium (61%), Germany (61%) and Finland (60%), almost three respondents in five think that welfare is better in the European Union. However this proportion is below 30% in Latvia (24%), Estonia (27%), Slovakia (28%) and Portugal (29%).

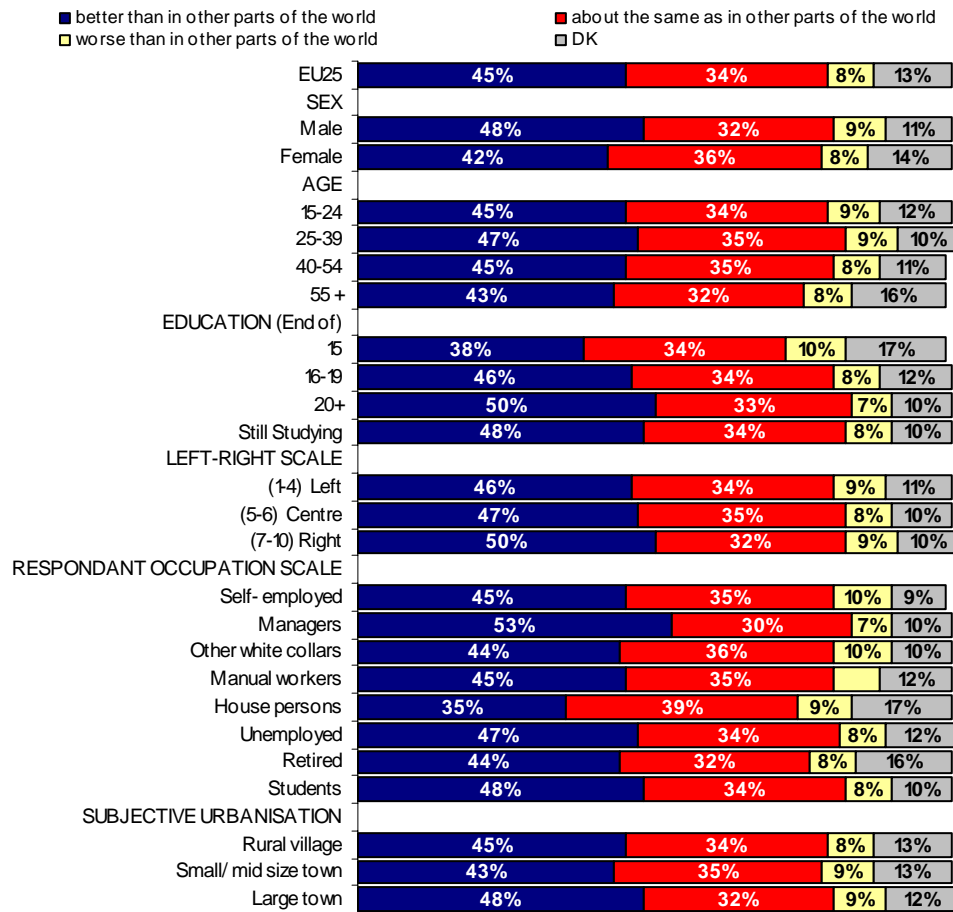
***-Less conviction regarding better conditions in the new Member States and in the south of Europe-***

More generally, we observe that with the exception of Cyprus, all the new Member States and all the southern countries rank at the bottom end of the positive scale. However, we cannot say that these countries' opinions are negative overall, since in general this reduced optimism is compensated by a larger proportion of respondents judging the level of farmed animal welfare to be similar in the European Union to that in other parts of the world.

Finally, we note a rather high percentage of non-responses, above 20% in Estonia (27%), Spain and Ireland (23%).

The socio-demographic analysis of these results reveals that more men (48%) are convinced that farm animals enjoy better welfare and protection in the European Union than in other regions of world. People with the highest educational level (50%), students (48%) and managers (53%) share this view. These same categories were already more informed about the existence of legislation on the protection of farmed animals.

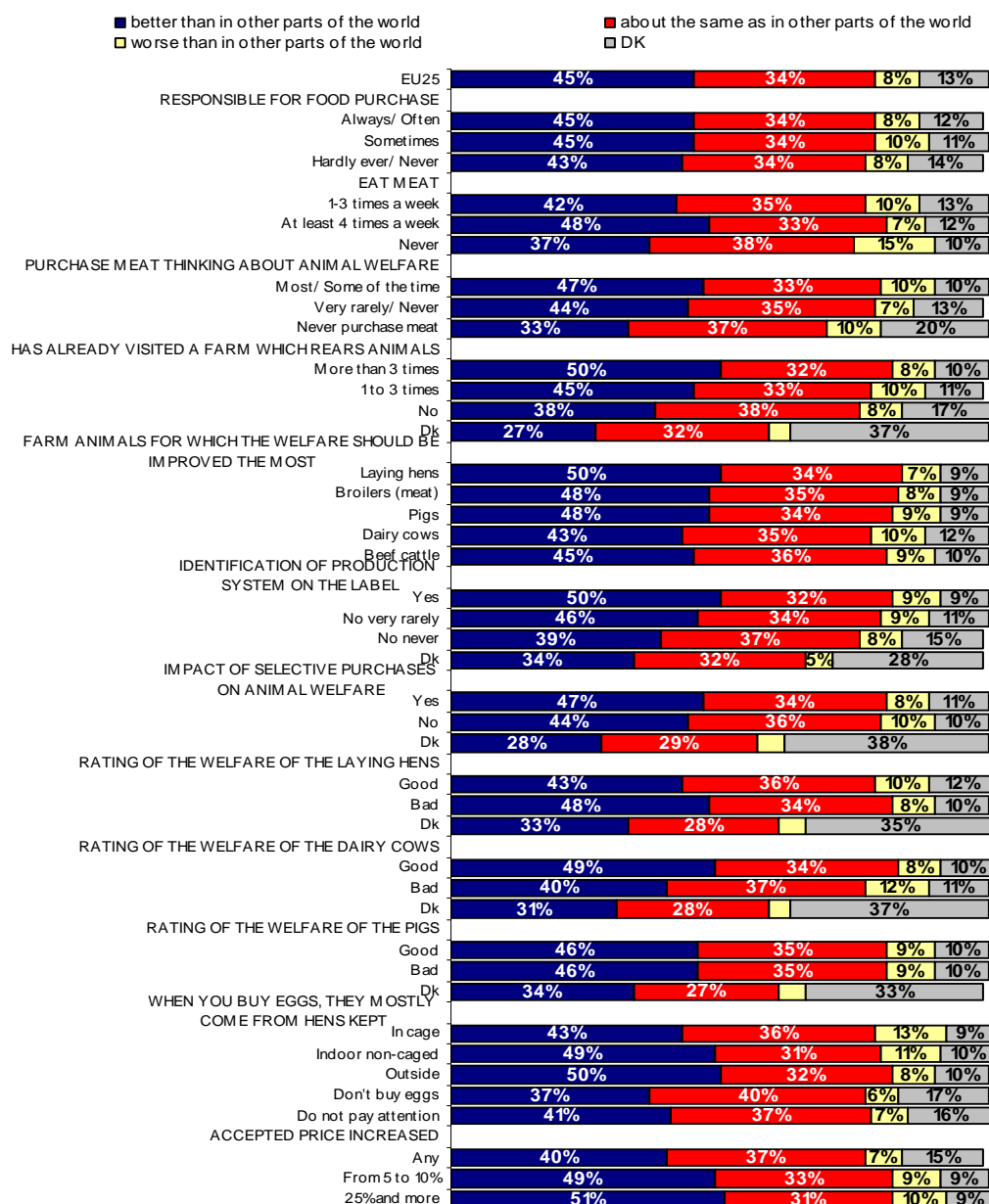
**Q13 Within the European Union do you believe that the welfare/protection of farm animals is...?**



**Cross-tabulations with other questions** also reveal that respondents who eat meat (48%) most often and those considering animal welfare more frequently when buying meat are more likely to think that animal welfare and protection is better in the European Union than in other parts of world.

It also appear that interviewees who visited a farm which rears animals the most frequently, those who find it easy to identify production systems on the label, those who buy eggs from non-caged hens and finally those who are willing to accept a price increase for eggs from an animal welfare friendly production system, are more inclined to believe that farmed animal welfare is better in the European Union than in other parts of the world.

**Q13 Within the European Union do you believe that the welfare/protection of farm animals is...?**





## 4. Conclusion

Animal welfare has been taken into consideration within the European Union for many years with a growing body of legislation accruing on this issue since the 1970s. Since 1999, the Protocol on Protection and Welfare of Animals of the Amsterdam Treaty has set out new fundamental principles concerning European Union action in this area.

With regard to European consumers' perceptions of this issue, the results of this Eurobarometer reveal **very distinct realities with regard to the welfare and protection of farm animals within the Union**. This situation could partly be explained by differences in the production systems as well as in purchasing power: these differences are confirmed by gaps between the results observed in the North and the South of the European Union, but also between Western and Eastern countries. These factors may be the source of different levels of awareness and attitudes revealed by the results.

While at the level of the European Union, we observe that **the welfare and the protection of farmed animals is considered to be superior in the EU** compared to other regions in the world. However, we observe that even though the new Member States and even the Southern States seem to be less convinced of this superiority, an overwhelming majority believe it is not worse than elsewhere.

**The welfare and protection of farmed animals is judged differently for each species**, with the conditions of **laying hens** being judged to be poorer compared to pigs and dairy cows. Furthermore, laying hens and chickens kept for meat production (broilers) are the species for which respondents wanted to most improve current levels of welfare and protection.

In spite of this awareness of animal welfare, a slight **majority of citizens do not seem to take account of animal welfare when buying food**. However, the analysis of results nationally exposes some sharply contrasting opinions between Member States with citizens of most new Member States being less attentive to animal welfare and protection. Again at the European level, **the identification of animal welfare friendly production systems seems very difficult**. This difficulty is particularly apparent in the new Member States, while on the other hand, Scandinavian and Germanic countries are particularly well-off in this respect.

This greater difficulty of the identification of animal welfare friendly production systems partially explains this lower sensibility towards animal welfare in these countries. Consequently, a significant effort in labelling would be particularly appropriate in these new Member States.

**Three quarters of citizens in the European Union believe in their capacity to influence the welfare of farmed animals by their purchasing behaviour**. Nevertheless, we have noted that it is difficult for consumers to identify products sourced from animal welfare friendly production systems. This difficulty could partially explain the lack of attention given to animal welfare when purchasing food. The labelling of products would certainly help the consumer to opt for a greater selectivity of purchases in favour of animal welfare products.

We also observe that although **people seem willing to accept a price increase** for eggs sourced from an animal welfare friendly system, **this increase is naturally limited, especially at price increase levels of 25% or more**. Finally, citizens in most of the new Member States and in the South of the European Union appear, for the reasons mentioned above, to be more reluctant to accept a price increase.

**Visits to farms seem to increase the awareness and concern for animal welfare.** People who have already visited a farm which rears animals are most likely to think about the welfare of the animals from which meat products have been sourced. Interviewees who have visited such farms more frequently are also more capable to easily identify products sourced from animal welfare friendly production systems thanks to their label. Regarding egg purchases, it is also important to note that there is an important link between the frequency of farm visits and the acceptance of a price increase.

These various statements linked to farm visit frequency show the potential impact of an awareness campaign promoting animal welfare. This campaign could, in a first stage, concentrate on farms where animals are reared. The confrontation with reality seems indeed to have a positive impact on awareness.

# **ANNEXES**

# **Technical specifications**

## SPECIAL EUROBAROMETER N°229

### « Attitudes of consumers towards the welfare of farmed animals » TECHNICAL SPECIFICATIONS

Between the 9<sup>th</sup> of February and the 20<sup>th</sup> of March 2005, TNS Opinion & Social, a consortium created between Taylor Nelson Sofres and EOS Gallup Europe, carried out wave 63.2 of the EUROBAROMETER, on request of the EUROPEAN COMMISSION, Directorate-General Press and Communication, Opinion Polls.

The SPECIAL EUROBAROMETER N°229 is part of wave 63.2 and covers the population of the respective nationalities of the European Union Member States, resident in each of the Member States and aged 15 years and over. The basic sample design applied in all states is a multi-stage, random (probability) one. In each country, a number of sampling points was drawn with probability proportional to population size (for a total coverage of the country) and to population density.

In order to do so, the sampling points were drawn systematically from each of the "administrative regional units", after stratification by individual unit and type of area. They thus represent the whole territory of the countries surveyed according to the EUROSTAT NUTS II (or equivalent) and according to the distribution of the resident population of the respective nationalities in terms of metropolitan, urban and rural areas. In each of the selected sampling points, a starting address was drawn, at random. Further addresses (every Nth address) were selected by standard "random route" procedures, from the initial address. In each household, the respondent was drawn, at random (following the "closest birthday rule"). All interviews were conducted face-to-face in people's homes and in the appropriate national language. As far as the data capture is concerned, CAPI (*Computer Assisted Personal Interview*) was used in those countries where this technique was available.

ABREVIATIONS	COUNTRIES	INSTITUTES	N° INTERVIEWS	FIELDWORK DATES	POPULATION 15+	
BE	Belgium	TNS Dimarso	1.032	15/02/2005	9/03/2005	8.598.982
DK	Denmark	TNS Gallup DK	1.030	15/02/2005	20/03/2005	4.380.063
DE	Germany	TNS Infratest	1.532	9/02/2005	8/03/2005	64.174.295
EL	Greece	TNS ICAP	1.000	21/02/2005	10/03/2005	8.674.230
ES	Spain	TNS Demoscopia	1.002	17/02/2005	14/03/2005	35.882.820
FR	France	TNS Sofres	1.013	18/02/2005	12/03/2005	44.010.619
IE	Ireland	TNS MRBI	997	18/02/2005	11/03/2005	3.089.775
IT	Italy	TNS Abacus	1.024	22/02/2005	14/03/2005	49.208.000
LU	Luxembourg	TNS ILReS	508	15/02/2005	10/03/2005	367.199
NL	Netherlands	TNS NIPO	1.030	22/02/2005	13/03/2005	13.242.328
AT	Austria	Österreichisches Gallup-Institut	1.062	22/02/2005	9/03/2005	6.679.444
PT	Portugal	TNS EUROTESTE	991	22/02/2005	15/03/2005	8.080.915
FI	Finland	TNS Gallup Oy	1.002	15/02/2005	14/03/2005	4.279.286
SE	Sweden	TNS GALLUP	1.048	15/02/2005	9/03/2005	7.376.680
UK	United Kingdom	TNS UK	1.322	10/02/2005	11/03/2005	47.685.578
CY	Rep. of Cyprus	Synovate	502	14/02/2005	7/03/2005	552.213
CZ	Czech Rep.	TNS Aisa	1.028	18/02/2005	7/03/2005	8.571.710
EE	Estonia	Emor	995	18/02/2005	14/03/2005	887.094
HU	Hungary	TNS Hungary	998	24/02/2005	9/03/2005	8.503.379
LV	Latvia	TNS Baltic Data House	1.023	18/02/2005	13/03/2005	1.394.351
LT	Lithuania	TNS Gallup Lithuania	1.002	20/02/2005	9/03/2005	2.803.661
MT	Malta	MISCO	500	14/02/2005	9/03/2005	322.917
PL	Poland	TNS OBOP	1.000	18/02/2005	12/03/2005	31.610.437
SK	Slovakia	TNS AISA SK	1.042	18/02/2005	7/03/2005	4.316.438
SI	Slovenia	RM PLUS	1.025	16/02/2005	13/03/2005	1.663.869
TOTAL			24.708	9/02/2005	20/03/2005	366.356.283

For each country a comparison between the sample and the universe was carried out. The Universe description was derived from Eurostat population data or from national statistics offices. For all countries surveyed, a national weighting procedure, using marginal and intercellular weighting, was carried out based on this Universe description. In all countries, gender, age, region and size of locality were introduced in the iteration procedure. For international weighting (i.e. EU averages), TNS Opinion & Social applies the official population figures as provided by EUROSTAT or national statistic offices. The total population figures for input in this post-weighting procedure are listed above.

Readers are reminded that survey results are estimations, the accuracy of which, everything being equal, rests upon the sample size and upon the observed percentage. With samples of about 1,000 interviews, the real percentages vary within the following confidence limits:

Observed percentages	10% or 90%	20% or 80%	30% or 70%	40% or 60%	50%
Confidence limits	± 1.9 points	± 2.5 points	± 2.7 points	± 3.0 points	± 3.1 points

# **Questionnaire**

A | your survey number

--	--	--	--	--

EB63.1 A

B | country code

--	--

EB63.1 B

C | our survey number

6	3	2
---	---	---

EB63.1 C

D | Interview number

--	--	--	--	--	--

EB63.1 D



Now, moving on another topic.

QC1 How often do you personally buy food for your household?

(READ OUT - ONE ANSWER ONLY)

Always	1
Often	2
Sometimes	3
Hardly ever	4
Never	5
DK	6

EB63.2 NEW

QC2 On a weekly basis, how often do you eat meat (poultry, beef, pork, fish, etc.)?

(READ OUT - ONE ANSWER ONLY)

Once a week	1
Two or three times a week	2
Four or five times a week	3
More than five times a week	4
Never	5
DK	6

EB63.2 NEW

QC3 When you purchase meat (poultry, beef, pork, fish, etc.) do you think about the welfare/protection of the animals from which these meat products have been sourced?

(READ OUT - ONE ANSWER ONLY)

Yes, most of the time	1
Yes, some of the time	2
No, very rarely	3
No, I never consider it	4
I never purchase meat (SPONTANEOUS)	5
DK	6

EB63.2 NEW

--

QC4	Have you ever visited a farm which rears animals?
-----	---

(READ OUT – ONE ANSWER ONLY)
------------------------------

Yes, once	1
Yes, two or three times	2
Yes, more than three times	3
No, never	4
DK	5

EB63.2 NEW
------------

--

QC5	In your opinion, from the following list, for which three farm animals should the current level of welfare/protection be improved the most?
-----	---

(SHOW CARD – READ OUT – ROTATE ITEMS – MAX. 3 ANSWERS)
--

Laying hens, kept for egg production	1,
Broilers, chickens kept for meat production	2,
Turkeys	3,
Ducks/geese	4,
Dairy cows	5,
Beef cattle	6,
Calves	7,
Pigs	8,
Farmed fish	9,
Horses	10,
Rabbits	11,
Sheep	12,
All of the above (SPONTANEOUS)	13,
None of the above (SPONTANEOUS)	14,
DK	15,

EB63.2 NEW
------------

--

QC6	When purchasing eggs, meat or milk can you easily identify from the label those products sourced from animal welfare friendly production systems?
-----	---

(READ OUT – ONE ANSWER ONLY)
------------------------------

Yes, most of the time	1
Yes, some of the time	2
No, very rarely	3
No, never	4
DK/NOT APPLICABLE	5

EB63.2 NEW
------------

--

QC7	Do you believe that buying animal welfare friendly products could have a positive impact on the welfare/protection of farm animals?
-----	---

(READ OUT – ONE ANSWER ONLY)
------------------------------

Yes, certainly	1
Yes, probably	2
No, probably not	3
No, certainly not	4
DK	5

EB63.2 NEW
------------

--

QC8	In general, how would you rate the welfare/protection of the following farmed animals?
-----	--

(SHOW CARD – ROTATE ITEMS – ONE ANSWER PER LINE)
--

	(READ OUT)	Very good	Fairly good	Fairly bad	Very bad	DK
--	------------	-----------	-------------	------------	----------	----

1	Laying hens (producing eggs)	1	2	3	4	5
2	Dairy cows (producing milk)	1	2	3	4	5
3	Pigs (producing meat)	1	2	3	4	5

EB63.2 NEW
------------

QC9 When you buy eggs do they mostly come from hens kept...?

(READ OUT – ROTATE ITEMS – ONE ANSWER ONLY)

in battery cage production systems	1
in other caged production systems (cages with a perch, dust-bath and nest, etc.)	2
in non-caged indoor systems (barns, etc.)	3
in free-range systems or outside	4
I don't buy hens' eggs (SPONTANEOUS)	5
I do not pay attention to the type of system (SPONTANEOUS)	6
DK	7

EB63.2 NEW

QC10 What additional price premium would you be willing to pay for hen's eggs sourced from an animal welfare friendly production system?

(SHOW CARD – READ OUT – ONE ANSWER ONLY)

No additional price premium	1
An additional 5%	2
An additional 10%	3
An additional 25%	4
More than an additional 25%	5
DK/NOT APPLICABLE	6

EB63.2 NEW

QC11 From the following subjects related to the welfare/protection of animals, please indicate the ones for which you believe European Union legislation exists.

(SHOW CARD – READ OUT– MULTIPLE ANSWERS POSSIBLE)

The transport of farmed animals	1,
The slaughter of farmed animals	2,
The conditions under which animals are kept on farms	3,
DK	4,

EB63.2 NEW

QC12 In (OUR COUNTRY)'s current food and agricultural policy, do you believe that animal welfare/protection receives...?

(READ OUT – ONE ANSWER ONLY)

too much importance	1
not enough importance	2
just about the right level of importance	3
DK	4

EB63.2 NEW

QC13 Within the European Union do you believe that the welfare/protection of farm animals is...?

(READ OUT – ONE ANSWER ONLY)

better than in other parts of the world	1
worse than in other parts of the world	2
about the same as in other parts of the world	3
DK	4

EB63.2 NEW

DEMOGRAPHICS

D1 In political matters people talk of "the left" and "the right". How would you place your views on this scale?

(SHOW CARD) - (INT.: DO NOT PROMPT - IF CONTACT HESITATES, TRY AGAIN)

LEFT					RIGHT				
1	2	3	4	5	6	7	8	9	10

Refusal (SPONTANEOUS) 11

DK 12

EB63.1 D1

NO QUESTIONS D2 TO D6

D7 Could you give me the letter which corresponds best to your own current situation?

(SHOW CARD - READ OUT - ONE ANSWER ONLY)

Married	1
Remarried	2
Unmarried currently living with partner	3
Unmarried having never lived with a partner	4
Unmarried having previously lived with a partner, but now on my own	5
Divorced	6
Separated	7
Widowed	8
Other (SPONTANEOUS)	9
Refusal (SPONTANEOUS)	10

EB63.1 D7

D8 How old were you when you stopped full-time education?

(INT.: IF "STILL STUDYING", CODE '00' - IF "NO FULL-TIME EDUCATION", CODE '98' - IF "DK", CODE '99')

EB63.1 D8

NO QUESTION D9

D10 Gender.

Male	1
Female	2

EB63.1 D10

D11 How old are you?

--	--

EB63.1 D11

NO QUESTION D12 TO D14

ASK D15b ONLY IF NOT DOING ANY PAID WORK CURRENTLY - CODE 1 TO 4 IN D15a

D15a What is your current occupation?

D15b Did you do any paid work in the past? What was your last occupation?

	D15a CURRENT OCCUPATION	D15b LAST OCCUPATION
<b>NON-ACTIVE</b>		
Responsible for ordinary shopping and looking after the home, or without any current occupation, not working	1	
Student	2	
Unemployed or temporarily not working	3	
Retired or unable to work through illness	4	
<b>SELF EMPLOYED</b>		
Farmer	5	5
Fisherman	6	6
Professional (lawyer, medical practitioner, accountant, architect, etc.)	7	7
Owner of a shop, craftsmen, other self-employed person	8	8
Business proprietors, owner (full or partner) of a company	9	9
<b>EMPLOYED</b>		
Employed professional (employed doctor, lawyer, accountant, architect)	10	10
General management, director or top management (managing directors, director general, other director)	11	11
Middle management, other management (department head, junior manager, teacher, technician)	12	12
Employed position, working mainly at a desk	13	13
Employed position, not at a desk but travelling (salesmen, driver, etc.)	14	14
Employed position, not at a desk, but in a service job (hospital, restaurant, police, fireman, etc.)	15	15
Supervisor	16	16
Skilled manual worker	17	17
Other (unskilled) manual worker, servant	18	18
NEVER DID ANY PAID WORK		19

EB63.1 D15a D15b



NO QUESTIONS D16 TO D24

D25 Would you say you live in a...?

(READ OUT)

rural area or village	1
small or middle sized town	2
large town	3
DK	4

EB63.1 D25

NO QUESTIONS D26 TO D39

D40a Could you tell me how many people aged 15 years or more live in your household, yourself included?

(INT.: READ OUT - WRITE DOWN)

--	--

EB63.1 D40a

D40b Could you tell me how many children less than 10 years old live in your household

(INT.: READ OUT - WRITE DOWN - IF "NONE" PLEASE CODE '00')

--	--

EB63.1 D40b

D40c Could you tell me how many children aged 10 to 14 years old live in your household?

(INT.: READ OUT - WRITE DOWN - IF "NONE", PLEASE CODE '00')

--	--

EB63.1 D40c

D41 You personally, were you born...?

SHOW CARD - READ OUT - ONE ANSWER ONLY)

in (OUR COUNTRY)	1
in another member State of the European Union	2
in Europe, but not in a member State of the European Union	3
in Asia, in Africa or in Latin America	4
in Northern America, in Japan or in Oceania	5
Refusal (SPONTANEOUS)	6

EB63.1 D41

D42 Which of these proposals corresponds to your situation?

(SHOW CARD - READ OUT - ONE ANSWER ONLY)

Your mother and your father were born in (OUR COUNTRY)	1
One of your parents was born in (OUR COUNTRY) and the other was born in another member State of the European Union	2
Your mother and your father were born in another member State of the European Union	3
At least one of your parents was born outside of the European Union	4
DK/Refusal (SPONTANEOUS)	5

EB63.1 D42

D43a Fixed telephone available in the household?

D43b Mobile telephone available in the household?

	D43a	D43b
	Fixed	Mobile
Yes	1	1
No	2	2

EB63.1 D43a D43b

INTERVIEW PROTOCOLE

P1 DATE OF INTERVIEW

DAY   MONTH

EB63.1 P1

P2 TIME OF THE BEGINNING OF THE INTERVIEW

(INT.:USE 24 HOUR CLOCK)

HOUR   MINUTES

EB63.1 P2

P3 NUMBER OF MINUTES THE INTERVIEW LASTED

MINUTES

EB63.1 P3

P4 Number of persons present during the interview, including interviewer

Two (interviewer and respondent)	1
Three	2
Four	3
Five or more	4

EB63.1 P4

P5 Respondent cooperation

Excellent	1
Fair	2
Average	3
Bad	4

EB63.1 P5

P6 Size of locality

(LOCAL CODES)

EB63.1 P6

P7 Region

(LOCAL CODES)

--	--

EB63.1 P7

P8 Postal code

--	--	--	--	--	--	--	--	--	--

EB63.1 P8

P9 Sample point number

--	--	--	--	--	--	--	--	--	--

EB63.1 P9

P10 Interviewer number

--	--	--	--	--	--	--	--	--	--

EB63.1 P10

P11 Weighting factor

x	x	.	x	x	x	x	x	x
---	---	---	---	---	---	---	---	---

EB63.1 P11

ASK ONLY in LU, BE, ES, FI, EE, LV and MT

P13 Language of interview

Language 1	1
Language 2	2
Language 3	3

EB63.1 P13

# Tables

Q1 How often do you personally buy food for your household?

	TOTAL	Always	Often	Sometimes	Hardly ever	Never	DK
EU25	24709	46%	25%	14%	7%	7%	0%
BE	1032	48%	24%	13%	10%	5%	0%
DK	1030	51%	28%	12%	7%	2%	0%
D-W	1024	49%	23%	15%	8%	4%	-
DE	1532	49%	24%	15%	7%	4%	-
D-E	508	48%	28%	15%	6%	3%	-
EL	1000	46%	32%	16%	4%	2%	-
ES	1002	45%	20%	15%	8%	11%	0%
FR	1013	47%	30%	9%	4%	11%	0%
IE	997	47%	14%	14%	13%	12%	0%
IT	1024	42%	24%	18%	8%	9%	0%
LU	509	52%	23%	14%	6%	5%	0%
NL	1030	48%	27%	13%	6%	4%	0%
AT	1062	43%	23%	16%	14%	3%	1%
PT	991	44%	17%	16%	12%	11%	0%
FI	1002	47%	32%	14%	5%	3%	-
SE	1048	40%	37%	15%	7%	2%	-
UK	1322	57%	17%	11%	6%	8%	0%
CY	502	45%	26%	16%	6%	7%	-
CZ	1028	30%	36%	25%	7%	2%	0%
EE	995	45%	32%	14%	5%	4%	-
HU	998	47%	27%	13%	9%	5%	-
LV	1023	44%	33%	16%	4%	3%	-
LT	1002	49%	31%	14%	4%	2%	0%
MT	500	43%	18%	15%	6%	18%	-
PL	1000	39%	35%	13%	9%	4%	-
SK	1042	31%	35%	22%	10%	3%	0%
SI	1025	34%	30%	19%	13%	4%	0%

**Q1 How often do you personally buy food for your household?**

	<b>TOTAL</b>	<b>Always</b>	<b>Often</b>	<b>Sometimes</b>	<b>Hardly ever</b>	<b>Never</b>	<b>DK</b>
EU25	24709	46%	25%	14%	7%	7%	0%
<b>Sex</b>							
Male	11916	26%	30%	22%	11%	11%	0%
Female	12793	65%	22%	7%	3%	3%	0%
<b>Age</b>							
15-24	3766	20%	23%	22%	18%	17%	0%
25-39	6559	47%	29%	14%	6%	4%	0%
40-54	6317	51%	26%	13%	5%	4%	0%
55 +	8058	54%	23%	11%	5%	6%	0%
<b>Education (End of)</b>							
15	6181	54%	20%	13%	6%	7%	0%
16-19	9916	50%	25%	13%	6%	6%	0%
20+	5821	44%	33%	15%	6%	3%	0%
Still Studying	2384	16%	24%	23%	19%	18%	-
<b>Household composition</b>							
1	4440	74%	16%	5%	2%	2%	0%
2	7890	44%	28%	14%	7%	7%	0%
3	4753	39%	28%	17%	9%	7%	0%
4+	7626	37%	26%	17%	10%	10%	0%
<b>Place of birth</b>							
Surveyed country	23275	46%	26%	14%	7%	7%	0%
EU	620	49%	28%	13%	5%	5%	0%
Europe outside EU	312	45%	25%	15%	12%	3%	-
Outside Europe	475	52%	20%	15%	5%	8%	-
<b>Parents' birth</b>							
2 born country	22083	46%	25%	14%	7%	7%	0%
1 country EU	772	50%	26%	11%	6%	6%	-
2EU	665	50%	29%	14%	3%	4%	0%
At least 1 outside EU	1116	46%	23%	15%	7%	8%	-
<b>Left-Right scale</b>							
(1-4) Left	6579	46%	26%	14%	8%	6%	0%
(5-6) Centre	8480	48%	25%	13%	7%	6%	0%
(7-10) Right	4368	44%	27%	16%	6%	6%	0%
<b>Respondant occupation scale</b>							
Self- employed	2062	38%	30%	16%	9%	7%	0%
Managers	2459	41%	34%	15%	6%	4%	0%
Other white collars	2799	45%	27%	16%	6%	6%	0%
Manual workers	4990	44%	26%	16%	8%	7%	0%
House persons	2459	78%	16%	4%	1%	1%	0%
Unemployed	1520	46%	27%	14%	8%	6%	0%
Retired	6035	53%	24%	11%	5%	7%	0%
Students	2384	16%	24%	23%	19%	18%	-
<b>Subjective urbanisation</b>							
Rural village	8557	45%	25%	14%	9%	8%	0%
Small/ mid size town	10268	46%	26%	15%	6%	7%	0%
Large town	5855	49%	26%	13%	7%	4%	0%

**Q1 How often do you personally buy food for your household?**

	TOTAL	Always	Often	Sometimes	Hardly ever	Never	DK
EU25	24709	46%	25%	14%	7%	7%	0%
<b>Responsible for food purchase</b>							
Always/ Often	17737	64%	36%	-	-	-	-
Some-times	3489	-	-	100%	-	-	-
Hardly ever/ Never	3463	-	-	-	52%	48%	-
<b>Eat meat</b>							
1-3 times a week	10754	47%	26%	14%	6%	6%	0%
At least 4 times a week	13452	46%	25%	14%	8%	7%	0%
Never	427	37%	26%	8%	14%	15%	0%
<b>Purchase meat thinking about animal welfare</b>							
Most/ Some of the time	10707	51%	28%	13%	4%	3%	0%
Very rarely/ Never	12785	45%	25%	15%	9%	6%	0%
Never purchase meat	1050	13%	7%	8%	18%	53%	1%
<b>Has already visited farm which rears animals</b>							
More than 3 times	9731	47%	27%	13%	7%	6%	0%
1 to 3 times	7299	44%	27%	15%	7%	7%	0%
No	7553	48%	22%	14%	8%	8%	0%
Dk	126	25%	19%	26%	9%	15%	6%
<b>Farm animals for which the welfare should be improved the most</b>							
Laying hens	10965	48%	26%	14%	7%	5%	0%
Broilers (meat)	10452	47%	28%	14%	7%	5%	0%
Pigs	7032	47%	27%	14%	7%	5%	0%
Dairy cows	4106	45%	27%	15%	7%	6%	0%
Beef cattle	4394	45%	29%	14%	7%	6%	0%
<b>Identification of production system on the label</b>							
Yes	10596	51%	29%	13%	5%	3%	0%
No very rarely	4606	45%	24%	17%	9%	5%	0%
No never	7888	45%	24%	15%	9%	7%	0%
Dk	1619	26%	15%	13%	13%	32%	1%
<b>Impact of selective purchases on animal welfare</b>							
Yes	18242	47%	26%	14%	7%	6%	0%
No	4653	42%	26%	15%	9%	7%	0%
Dk	1815	45%	18%	13%	8%	15%	0%
<b>Rating of the welfare of the laying hens</b>							
Good	8065	45%	26%	15%	8%	6%	0%
Bad	14299	47%	26%	14%	7%	6%	0%
Dk	2344	46%	19%	13%	8%	14%	0%
<b>Rating of the welfare of the dairy cows</b>							
Good	16303	47%	26%	14%	7%	6%	0%
Bad	5995	44%	27%	15%	8%	6%	0%
Dk	2412	47%	19%	11%	8%	14%	1%
<b>Rating of the welfare of the pigs</b>							
Good	10979	46%	26%	15%	7%	6%	0%
Bad	10720	46%	26%	14%	7%	6%	0%
Dk	3010	47%	21%	12%	7%	13%	0%
<b>When you buy eggs, they mostly come from hens kept ...</b>							
In cage	3927	44%	29%	15%	6%	5%	0%
Indoor non-caged	2512	48%	28%	16%	4%	4%	0%
Outside	9445	52%	26%	12%	5%	4%	0%
Don't buy eggs	1938	28%	18%	13%	16%	25%	0%
Do not pay attention	4345	46%	24%	16%	9%	5%	0%
<b>Accepted price increase</b>							
Any	8383	48%	23%	14%	8%	7%	0%
From 5 to 10%	11453	46%	28%	15%	7%	5%	0%
25% and more	2673	48%	30%	13%	6%	4%	0%



**Q2 On a weekly basis, how often do you eat meat (poultry, beef, pork, fish, etc.)?**

	TOTAL	Once a week	Two or three times a week	Four or five times a week	More than five times a week	Never	DK
EU25	24709	9%	35%	27%	27%	2%	0%
BE	1032	3%	15%	21%	60%	1%	0%
DK	1030	2%	12%	23%	61%	1%	0%
D-W	1024	7%	40%	31%	20%	1%	0%
DE	1532	7%	39%	30%	23%	1%	0%
D-E	508	6%	36%	23%	33%	1%	0%
EL	1000	15%	57%	22%	6%	1%	-
ES	1002	5%	31%	35%	28%	1%	0%
FR	1013	10%	21%	24%	44%	1%	0%
IE	997	4%	25%	25%	41%	3%	1%
IT	1024	15%	56%	19%	7%	2%	0%
LU	509	5%	29%	27%	35%	4%	-
NL	1030	2%	11%	31%	53%	3%	0%
AT	1062	14%	53%	23%	6%	3%	1%
PT	991	5%	31%	25%	38%	1%	1%
FI	1002	6%	30%	34%	28%	2%	0%
SE	1048	3%	26%	31%	38%	2%	-
UK	1322	9%	29%	29%	28%	4%	1%
CY	502	4%	52%	30%	14%	0%	-
CZ	1028	8%	36%	34%	21%	2%	0%
EE	995	15%	37%	20%	24%	3%	1%
HU	998	9%	46%	25%	19%	1%	-
LV	1023	10%	32%	19%	37%	2%	1%
LT	1002	10%	29%	26%	33%	1%	0%
MT	500	12%	44%	28%	14%	1%	-
PL	1000	6%	36%	31%	25%	1%	0%
SK	1042	12%	50%	27%	10%	1%	0%
SI	1025	5%	38%	33%	21%	2%	0%

**Q2 On a weekly basis, how often do you eat meat (poultry, beef, pork, fish, etc.)?**

	TOTAL	Once a week	Two or three times a week	Four or five times a week	More than five times a week	Never	DK
EU25	24709	9%	35%	27%	27%	2%	0%
<b>Sex</b>							
Male	11916	8%	33%	28%	29%	1%	0%
Female	12793	9%	37%	27%	25%	2%	0%
<b>Age</b>							
15-24	3766	9%	33%	28%	26%	3%	1%
25-39	6559	7%	33%	28%	30%	2%	0%
40-54	6317	9%	34%	30%	26%	1%	0%
55 +	8058	9%	39%	25%	26%	1%	0%
<b>Education (End of)</b>							
15	6181	10%	40%	25%	24%	1%	0%
16-19	9916	8%	35%	28%	26%	2%	0%
20+	5821	7%	31%	27%	31%	2%	0%
Still Studying	2384	8%	31%	29%	28%	3%	0%
<b>Household composition</b>							
1	4440	12%	39%	23%	22%	3%	0%
2	7890	8%	36%	27%	27%	2%	0%
3	4753	8%	33%	29%	28%	2%	0%
4+	7626	7%	33%	29%	29%	1%	0%
<b>Place of birth</b>							
Surveyed country	23275	9%	35%	27%	27%	2%	0%
EU	620	9%	33%	27%	27%	2%	1%
Europe outside EU	312	10%	39%	31%	19%	1%	-
Outside Europe	475	7%	27%	26%	37%	3%	1%
<b>Parents' birth</b>							
2 born country	22083	9%	35%	27%	27%	2%	0%
1 country EU	772	9%	33%	27%	28%	3%	1%
2EU	665	8%	34%	26%	29%	3%	0%
At least 1 outside EU	1116	8%	32%	27%	30%	2%	0%
<b>Left-Right scale</b>							
(1-4) Left	6579	8%	33%	28%	28%	2%	0%
(5-6) Centre	8480	8%	34%	28%	28%	2%	0%
(7-10) Right	4368	8%	33%	27%	30%	1%	0%
<b>Respondant occupation scale</b>							
Self- employed	2062	8%	35%	28%	26%	2%	0%
Managers	2459	7%	30%	30%	30%	2%	0%
Other white collars	2799	9%	33%	29%	27%	2%	0%
Manual workers	4990	8%	33%	28%	29%	1%	0%
House persons	2459	8%	38%	29%	24%	1%	0%
Unemployed	1520	10%	36%	25%	26%	2%	0%
Retired	6035	9%	39%	24%	25%	1%	0%
Students	2384	8%	31%	29%	28%	3%	0%
<b>Subjective urbanisation</b>							
Rural village	8557	7%	32%	27%	32%	2%	0%
Small/ mid size town	10268	10%	38%	27%	24%	2%	0%
Large town	5855	9%	34%	30%	25%	2%	0%

**Q2 On a weekly basis, how often do you eat meat (poultry, beef, pork, fish, etc.)?**

	TOTAL	Once a week	Two or three times a week	Four or five times a week	More than five times a week	Never	DK
EU25	24709	9%	35%	27%	27%	2%	0%
<b>Responsible for food purchase</b>							
Always/ Often	17737	9%	36%	27%	27%	2%	0%
Some-times	3489	8%	36%	30%	24%	1%	1%
Hardly ever/ Never	3463	7%	31%	26%	33%	4%	0%
<b>Eat meat</b>							
1-3 times a week	10754	20%	80%	-	-	-	-
At least 4 times a week	13452	-	-	50%	50%	-	-
Never	427	-	-	-	-	100%	-
<b>Purchase meat thinking about animal welfare</b>							
Most/ Some of the time	10707	10%	38%	27%	24%	1%	0%
Very rarely/Never	12785	7%	33%	29%	30%	1%	0%
Never purchase meat	1050	9%	26%	18%	24%	21%	1%
<b>Has already visited farm which rears animals</b>							
More than 3 times	9731	6%	30%	29%	33%	1%	0%
1 to 3 times	7299	9%	38%	28%	22%	2%	0%
No	7553	10%	39%	25%	24%	2%	0%
Dk	126	16%	29%	23%	17%	8%	7%
<b>Farm animals for which the welfare should be improved the most</b>							
Laying hens	10965	8%	34%	28%	29%	1%	0%
Broilers (meat)	10452	8%	33%	29%	29%	1%	0%
Pigs	7032	7%	35%	28%	28%	2%	0%
Dairy cows	4106	9%	39%	26%	23%	2%	0%
Beef cattle	4394	10%	35%	27%	26%	1%	0%
<b>Identification of production system on the label</b>							
Yes	10596	9%	36%	27%	26%	2%	0%
No very rarely	4606	9%	36%	29%	25%	1%	0%
No never	7888	8%	34%	28%	28%	2%	0%
Dk	1619	8%	33%	22%	31%	4%	2%
<b>Impact of selective purchases on animal welfare</b>							
Yes	18242	8%	36%	28%	26%	2%	0%
No	4653	9%	32%	27%	30%	2%	0%
Dk	1815	10%	36%	21%	28%	2%	2%
<b>Rating of the welfare of the laying hens</b>							
Good	8065	9%	39%	26%	25%	1%	0%
Bad	14299	8%	33%	28%	29%	2%	0%
Dk	2344	9%	36%	28%	24%	2%	1%
<b>Rating of the welfare of the dairy cows</b>							
Good	16303	8%	34%	27%	29%	1%	0%
Bad	5995	10%	36%	27%	23%	3%	0%
Dk	2412	9%	36%	27%	23%	3%	1%
<b>Rating of the welfare of the pigs</b>							
Good	10979	8%	37%	27%	27%	1%	0%
Bad	10720	9%	33%	28%	28%	2%	0%
Dk	3010	9%	35%	27%	25%	2%	1%
<b>When you buy eggs, they mostly come from hens kept ...</b>							
In cage	3927	10%	33%	25%	30%	1%	0%
Indoor non-caged	2512	9%	34%	29%	27%	1%	1%
Outside	9445	8%	34%	28%	27%	2%	0%
Don't buy eggs	1938	8%	35%	24%	29%	4%	0%
Do not pay attention	4345	8%	37%	29%	26%	1%	0%
<b>Accepted price increase</b>							
Any	8383	9%	37%	26%	27%	1%	0%
From 5 to 10%	11453	8%	35%	27%	29%	1%	0%
25% and more	2673	7%	31%	30%	28%	4%	0%

**Q3 When you purchase meat (poultry, beef, pork, fish, etc.) do you think about the welfare/protection of the animals from which these meat products have been sourced?**

	TOTAL	Yes, most of the time	Yes, some of the time	No, very rarely	No, I never consider it	I never purchase meat (SPONTANEOUS)	DK	Yes	No
EU25	24709	17%	26%	20%	32%	4%	1%	43%	52%
BE	1032	13%	21%	22%	42%	2%	0%	34%	64%
DK	1030	37%	26%	16%	19%	2%	1%	63%	35%
D-W	1024	23%	32%	21%	21%	2%	-	56%	43%
DE	1532	21%	31%	23%	24%	2%	0%	52%	46%
D-E	508	12%	27%	27%	32%	1%	0%	39%	59%
EL	1000	39%	27%	12%	17%	5%	1%	66%	29%
ES	1002	7%	25%	19%	43%	5%	1%	32%	62%
FR	1013	15%	26%	17%	39%	3%	0%	40%	56%
IE	997	10%	22%	25%	32%	9%	2%	32%	57%
IT	1024	20%	31%	21%	21%	7%	1%	51%	42%
LU	509	44%	20%	14%	18%	4%	1%	64%	32%
NL	1030	21%	25%	20%	32%	3%	0%	46%	52%
AT	1062	17%	31%	29%	16%	4%	3%	48%	45%
PT	991	7%	26%	22%	36%	8%	1%	33%	58%
FI	1002	13%	24%	28%	34%	2%	0%	36%	62%
SE	1048	39%	28%	19%	10%	3%	1%	67%	29%
UK	1322	20%	27%	20%	25%	6%	1%	47%	45%
CY	502	35%	21%	12%	26%	3%	3%	56%	38%
CZ	1028	5%	16%	24%	50%	5%	0%	21%	74%
EE	995	8%	16%	18%	51%	6%	1%	24%	69%
HU	998	12%	18%	18%	42%	10%	0%	30%	60%
LV	1023	17%	24%	16%	40%	2%	0%	41%	56%
LT	1002	12%	20%	15%	50%	2%	1%	33%	65%
MT	500	17%	20%	17%	33%	12%	1%	37%	50%
PL	1000	8%	21%	17%	51%	3%	0%	29%	68%
SK	1042	9%	15%	25%	48%	3%	0%	24%	73%
SI	1025	14%	29%	23%	28%	5%	0%	43%	51%

**Q3 When you purchase meat (poultry, beef, pork, fish, etc.) do you think about the welfare/protection of the animals from which these meat products have been sourced?**

	TOTAL	Yes, most of the time	Yes, some of the time	No, very rarely	No, I never consider it	I never purchase meat (SPONTANEOUS)	DK	Yes	No
EU25	24709	17%	26%	20%	32%	4%	1%	43%	52%
<b>Sex</b>									
Male	11916	13%	24%	22%	34%	6%	1%	38%	56%
Female	12793	20%	29%	18%	30%	3%	0%	49%	48%
<b>Age</b>									
15-24	3766	13%	22%	21%	33%	11%	1%	34%	54%
25-39	6559	16%	26%	22%	33%	3%	0%	42%	55%
40-54	6317	17%	30%	19%	31%	3%	0%	47%	50%
55 +	8058	19%	27%	19%	31%	3%	1%	46%	50%
<b>Education (End of)</b>									
15	6181	17%	28%	18%	32%	5%	1%	45%	50%
16-19	9916	16%	26%	21%	33%	3%	1%	42%	54%
20+	5821	19%	27%	21%	29%	2%	1%	46%	51%
Still Studying	2384	15%	24%	18%	30%	12%	1%	39%	48%
<b>Household composition</b>									
1	4440	18%	25%	19%	34%	3%	1%	44%	52%
2	7890	18%	28%	20%	30%	4%	1%	46%	50%
3	4753	15%	27%	21%	33%	5%	0%	42%	53%
4+	7626	16%	26%	20%	32%	5%	1%	42%	52%
<b>Place of birth</b>									
Surveyed country	23275	17%	26%	20%	32%	4%	1%	43%	52%
EU	620	17%	27%	24%	28%	3%	1%	44%	52%
Europe outside EU	312	20%	23%	23%	32%	3%	-	43%	55%
Outside Europe	475	17%	34%	17%	26%	4%	3%	51%	43%
<b>Parents' birth</b>									
2 born country	22083	17%	27%	20%	32%	4%	1%	43%	52%
1 country EU	772	17%	26%	23%	27%	6%	1%	43%	50%
2EU	665	17%	31%	22%	27%	3%	0%	48%	49%
At least 1 outside EU	1116	21%	23%	17%	32%	6%	2%	44%	48%
<b>Left-Right scale</b>									
(1-4) Left	6579	19%	29%	19%	28%	4%	1%	48%	48%
(5-6) Centre	8480	16%	27%	21%	32%	4%	0%	43%	53%
(7-10) Right	4368	17%	26%	21%	32%	4%	1%	43%	53%
<b>Respondant occupation scale</b>									
Self- employed	2062	20%	27%	20%	29%	5%	0%	47%	49%
Managers	2459	18%	28%	23%	27%	3%	1%	46%	51%
Other white collars	2799	14%	28%	22%	32%	4%	0%	43%	53%
Manual workers	4990	14%	26%	21%	34%	4%	1%	40%	56%
House persons	2459	19%	29%	19%	32%	1%	1%	48%	50%
Unemployed	1520	15%	23%	22%	34%	5%	1%	38%	56%
Retired	6035	19%	26%	18%	32%	4%	1%	45%	50%
Students	2384	15%	24%	18%	30%	12%	1%	39%	48%
<b>Subjective urbanisation</b>									
Rural village	8557	18%	26%	18%	34%	5%	0%	43%	52%
Small/ mid size town	10268	16%	27%	22%	30%	4%	1%	43%	52%
Large town	5855	17%	26%	20%	31%	4%	1%	43%	52%

**Q3 When you purchase meat (poultry, beef, pork, fish, etc.) do you think about the welfare/protection of the animals from which these meat products have been sourced?**

	TOTAL	Yes, most of the time	Yes, some of the time	No, very rarely	No, I never consider it	I never purchase meat (SPONTANEOUS)	DK	Yes	No
EU25	24709	17%	26%	20%	32%	4%	1%	43%	52%
<b>Responsible for food purchase</b>									
Always/ Often	17737	20%	28%	20%	31%	1%	0%	48%	51%
Some-times	3489	12%	28%	25%	32%	2%	1%	40%	57%
Hardly ever/ Never	3463	7%	17%	18%	34%	22%	2%	24%	52%
<b>Eat meat</b>									
1-3 times a week	10754	19%	29%	20%	27%	3%	1%	48%	48%
At least 4 times a week	13452	15%	25%	20%	36%	3%	0%	40%	56%
Never	427	21%	4%	5%	15%	51%	4%	25%	20%
<b>Purchase meat thinking about animal welfare</b>									
Most/ Some of the time	10707	39%	61%	-	-	-	-	100%	-
Very rarely/ Never	12785	-	-	39%	61%	-	-	-	100%
Never purchase meat	1050	-	-	-	-	100%	-	-	-
<b>Has already visited farm which rears animals</b>									
More than 3 times	9731	21%	26%	19%	31%	3%	0%	47%	50%
1 to 3 times	7299	16%	31%	23%	26%	4%	0%	47%	49%
No	7553	13%	23%	19%	38%	6%	1%	35%	57%
Dk	126	6%	22%	17%	18%	14%	23%	28%	35%
<b>Farm animals for which the welfare should be improved the most</b>									
Laying hens	10965	19%	29%	21%	28%	3%	0%	48%	49%
Broilers (meat)	10452	19%	29%	21%	28%	3%	0%	48%	49%
Pigs	7032	20%	29%	19%	29%	3%	0%	49%	48%
Dairy cows	4106	19%	26%	19%	32%	4%	0%	45%	51%
Beef cattle	4394	18%	27%	20%	31%	3%	0%	46%	50%
<b>Identification of production system on the label</b>									
Yes	10596	25%	35%	19%	19%	2%	0%	60%	38%
No very rarely	4606	13%	28%	33%	23%	2%	1%	41%	56%
No never	7888	10%	17%	16%	53%	4%	0%	27%	69%
Dk	1619	6%	12%	11%	34%	31%	6%	18%	45%
<b>Impact of selective purchases on animal welfare</b>									
Yes	18242	20%	29%	20%	27%	3%	0%	49%	47%
No	4653	9%	19%	23%	44%	5%	0%	28%	67%
Dk	1815	5%	17%	15%	46%	12%	5%	22%	61%
<b>Rating of the welfare of the laying hens</b>									
Good	8065	14%	27%	20%	34%	4%	1%	41%	54%
Bad	14299	20%	28%	20%	28%	3%	0%	48%	49%
Dk	2344	7%	18%	19%	44%	10%	3%	25%	62%
<b>Rating of the welfare of the dairy cows</b>									
Good	16303	17%	27%	21%	32%	3%	0%	44%	53%
Bad	5995	21%	28%	19%	27%	5%	0%	48%	46%
Dk	2412	10%	18%	18%	41%	9%	4%	28%	59%
<b>Rating of the welfare of the pigs</b>									
Good	10979	16%	26%	21%	33%	3%	0%	42%	54%
Bad	10720	20%	28%	20%	28%	4%	0%	48%	48%
Dk	3010	10%	20%	18%	40%	8%	3%	30%	58%
<b>When you buy eggs, they mostly come from hens kept ...</b>									
In cage	3927	13%	30%	24%	32%	1%	0%	43%	56%
Indoor non-caged	2512	19%	34%	22%	23%	2%	1%	53%	45%
Outside	9445	25%	30%	17%	24%	2%	0%	56%	42%
Don't buy eggs	1938	13%	16%	15%	31%	24%	1%	29%	46%
Do not pay attention	4345	7%	18%	23%	49%	2%	0%	25%	72%
<b>Accepted price increase</b>									
Any	8383	11%	21%	21%	43%	4%	1%	32%	63%
From 5 to 10%	11453	18%	32%	22%	26%	2%	0%	50%	48%
25% and more	2673	34%	29%	14%	19%	3%	0%	63%	33%

**Q4 Have you ever visited a farm which rears animals?**

	TOTAL	Yes, once	Yes, two or three times	Yes, more than three times	No, never	DK	Yes
EU25	24709	13%	16%	39%	31%	1%	69%
BE	1032	17%	14%	36%	33%	0%	67%
DK	1030	6%	8%	78%	7%	0%	93%
D-W	1024	10%	22%	57%	11%	0%	89%
DE	1532	10%	20%	57%	13%	0%	87%
D-E	508	10%	13%	57%	19%	0%	80%
EL	1000	11%	7%	16%	66%	0%	34%
ES	1002	16%	17%	18%	48%	0%	51%
FR	1013	19%	15%	34%	32%	0%	68%
IE	997	13%	14%	47%	25%	1%	74%
IT	1024	19%	22%	21%	37%	1%	62%
LU	509	21%	11%	22%	45%	0%	55%
NL	1030	14%	13%	39%	34%	0%	66%
AT	1062	12%	19%	41%	26%	2%	72%
PT	991	9%	9%	11%	68%	2%	29%
FI	1002	5%	9%	78%	7%	-	93%
SE	1048	5%	10%	78%	6%	0%	93%
UK	1322	12%	17%	41%	30%	1%	69%
CY	502	9%	12%	28%	50%	0%	50%
CZ	1028	11%	14%	34%	41%	0%	59%
EE	995	7%	14%	48%	29%	2%	69%
HU	998	12%	16%	29%	44%	0%	56%
LV	1023	7%	8%	61%	23%	0%	77%
LT	1002	9%	9%	55%	26%	2%	72%
MT	500	15%	14%	25%	46%	-	54%
PL	1000	8%	11%	61%	20%	0%	80%
SK	1042	12%	15%	29%	44%	0%	56%
SI	1025	20%	17%	26%	37%	0%	63%

**Q4 Have you ever visited a farm which rears animals?**

	TOTAL	Yes, once	Yes, two or three times	Yes, more than three times	No, never	DK	Yes
EU25	24709	13%	16%	39%	31%	1%	69%
<b>SEX</b>							
Male	11916	12%	17%	42%	27%	1%	72%
Female	12793	14%	16%	37%	33%	0%	66%
<b>AGE</b>							
15-24	3766	18%	18%	30%	33%	1%	67%
25-39	6559	14%	17%	36%	32%	1%	67%
40-54	6317	13%	17%	42%	27%	0%	72%
55 +	8058	10%	15%	44%	31%	0%	69%
<b>EDUCATION (End of)</b>							
15	6181	10%	16%	38%	36%	0%	63%
16-19	9916	13%	17%	40%	30%	0%	69%
20+	5821	15%	15%	45%	25%	0%	75%
Still Studying	2384	19%	20%	31%	30%	1%	69%
<b>HOUSEHOLD COMPOSITION</b>							
1	4440	12%	15%	39%	33%	1%	66%
2	7890	11%	16%	42%	30%	1%	69%
3	4753	14%	18%	37%	31%	0%	69%
4+	7626	15%	17%	38%	29%	0%	70%
<b>PLACE OF BIRTH</b>							
Surveyed country	23275	13%	16%	39%	31%	0%	69%
EU	620	12%	17%	45%	26%	1%	73%
Europe outside EU	312	6%	19%	44%	30%	-	70%
Outside Europe	475	16%	17%	31%	36%	0%	64%
<b>PARENT'S BIRTH</b>							
2 born country	22083	13%	16%	40%	30%	0%	69%
1 country EU	772	17%	19%	37%	26%	1%	73%
2EU	665	11%	20%	38%	30%	0%	69%
At least 1 outside EU	1116	16%	15%	33%	35%	1%	64%
<b>LEFT-RIGHT SCALE</b>							
(1-4) Left	6579	14%	17%	39%	30%	0%	70%
(5-6) Centre	8480	13%	17%	41%	29%	0%	71%
(7-10) Right	4368	12%	17%	43%	28%	0%	72%
<b>RESPONDANT OCCUPATION SCALE</b>							
Self- employed	2062	14%	15%	48%	23%	0%	77%
Managers	2459	13%	21%	46%	21%	0%	79%
Other white collars	2799	15%	19%	33%	33%	1%	67%
Manual workers	4990	14%	15%	39%	31%	1%	68%
House persons	2459	14%	16%	28%	41%	0%	59%
Unemployed	1520	12%	14%	36%	37%	1%	62%
Retired	6035	9%	14%	46%	30%	0%	69%
Students	2384	19%	20%	31%	30%	1%	69%
<b>SUBJECTIVE URBANISATION</b>							
Rural village	8557	10%	14%	49%	26%	0%	73%
Small/ mid size town	10268	14%	18%	35%	32%	1%	67%
Large town	5855	15%	18%	32%	34%	1%	65%



**Q4 Have you ever visited a farm which rears animals?**

	TOTAL	Yes, once	Yes, two or three times	Yes, more than three times	No, never	DK	Yes
EU25	24709	13%	16%	39%	31%	1%	69%
<b>RESPONSIBLE FOR FOOD PURCHASE</b>							
Always/ Often	17737	13%	16%	41%	30%	0%	70%
Sometimes	3489	14%	18%	36%	31%	1%	68%
Hardly ever/ Never	3463	14%	15%	36%	35%	1%	64%
<b>EAT MEAT</b>							
1-3 times a week	10754	14%	18%	33%	34%	1%	65%
At least 4 times a week	13452	12%	15%	45%	27%	0%	72%
Never	427	12%	19%	31%	36%	2%	62%
<b>PURCHASE MEAT THINKING ABOUT ANIMAL WELFARE</b>							
Most/ Some of the time	10707	14%	18%	43%	25%	0%	75%
Very rarely/ Never	12785	13%	15%	38%	34%	0%	66%
Never purchase meat	1050	11%	14%	31%	43%	2%	55%
<b>HAS ALREADY VISITED A FARM WHICH REARS ANIMALS</b>							
More than 3 times	9731	-	-	100%	-	-	100%
1 to 3 times	7299	44%	56%	-	-	-	100%
No	7553	-	-	-	100%	-	-
Dk	126	-	-	-	-	100%	-
<b>FARM ANIMALS FOR WHICH THE WELFARE SHOULD BE IMPROVED THE MOST</b>							
Laying hens	10965	13%	17%	45%	25%	0%	75%
Broilers (meat)	10452	13%	17%	44%	26%	0%	73%
Pigs	7032	12%	17%	42%	28%	0%	71%
Dairy cows	4106	13%	17%	36%	34%	0%	66%
Beef cattle	4394	13%	17%	36%	35%	0%	65%
<b>IDENTIFICATION OF PRODUCTION SYSTEM ON THE LABEL</b>							
Yes	10596	14%	19%	44%	22%	0%	77%
No very rarely	4606	15%	17%	37%	30%	1%	69%
No never	7888	12%	13%	36%	39%	0%	61%
Dk	1619	10%	11%	32%	44%	3%	53%
<b>IMPACT OF SELECTIVE PURCHASES ON ANIMAL WELFARE</b>							
Yes	18242	14%	17%	40%	29%	0%	71%
No	4653	11%	14%	42%	32%	0%	68%
Dk	1815	11%	12%	28%	47%	2%	51%
<b>RATING OF THE WELFARE OF THE LAYING HENS</b>							
Good	8065	14%	17%	38%	31%	0%	69%
Bad	14299	13%	17%	43%	27%	0%	73%
Dk	2344	12%	12%	23%	51%	2%	47%
<b>RATING OF THE WELFARE OF THE DAIRY COWS</b>							
Good	16303	13%	17%	44%	26%	0%	74%
Bad	5995	14%	18%	33%	34%	0%	65%
Dk	2412	14%	12%	21%	52%	2%	46%
<b>RATING OF THE WELFARE OF THE PIGS</b>							
Good	10979	13%	18%	43%	27%	0%	73%
Bad	10720	14%	16%	40%	30%	0%	70%
Dk	3010	12%	13%	25%	49%	1%	50%
<b>WHEN YOU BUY EGGS, THEY MOSTLY COME FROM HENS KEPT...</b>							
In cage	3927	16%	21%	33%	29%	0%	71%
Indoor non-caged	2512	14%	21%	44%	21%	0%	79%
Outside	9445	12%	16%	49%	23%	0%	76%
Don't buy eggs	1938	12%	12%	40%	35%	0%	64%
Do not pay attention	4345	14%	14%	29%	43%	0%	57%
<b>ACCEPTED PRICE INCREASED</b>							
Any	8383	13%	14%	34%	38%	0%	61%
From 5 to 10%	11453	14%	18%	40%	27%	0%	73%
25% and more	2673	11%	17%	54%	18%	0%	82%

**Q5 In your opinion, from the following list, for which three farm animals should the current level of welfare/protection be improved the most? (MAX. 3 ANSWERS)**

	TOTAL	Laying hens, kept for egg production	Broilers, chickens kept for meat production	Turkeys	Ducks/geese	Dairy cows	Beef cattle	Calves	Pigs	Farmed fish	Horses	Rabbits	Sheep	All of the above (SPONTANEOUS)	None of the above (SPONTANEOUS)	DK
EU25	24709	44%	42%	13%	11%	17%	18%	14%	28%	8%	11%	7%	6%	12%	3%	7%
BE	1032	62%	54%	13%	38%	18%	27%	16%	34%	14%	18%	14%	12%	6%	4%	1%
DK	1030	58%	74%	7%	5%	13%	12%	16%	60%	6%	8%	2%	2%	2%	3%	2%
D-W	1024	65%	44%	26%	13%	10%	11%	11%	33%	2%	2%	2%	1%	15%	1%	3%
DE	1532	65%	45%	26%	13%	10%	10%	9%	32%	2%	2%	3%	1%	16%	1%	3%
D-E	508	66%	48%	26%	15%	8%	7%	2%	27%	2%	1%	5%	0%	19%	1%	3%
EL	1000	49%	70%	21%	20%	41%	40%	59%	50%	36%	20%	21%	29%	19%	0%	1%
ES	1002	23%	28%	4%	4%	15%	15%	11%	21%	4%	3%	8%	5%	20%	5%	17%
FR	1013	42%	49%	7%	18%	15%	18%	13%	26%	13%	20%	10%	7%	7%	1%	3%
IE	997	46%	37%	20%	5%	12%	23%	9%	24%	12%	7%	4%	14%	7%	4%	11%
IT	1024	33%	37%	9%	4%	18%	14%	17%	17%	9%	7%	11%	3%	20%	3%	7%
LU	509	53%	45%	10%	17%	12%	10%	10%	25%	9%	9%	7%	4%	21%	1%	2%
NL	1030	66%	46%	7%	13%	7%	9%	25%	52%	5%	2%	3%	3%	3%	3%	5%
AT	1062	49%	34%	12%	10%	10%	25%	11%	24%	4%	5%	2%	3%	23%	3%	4%
PT	991	30%	37%	6%	2%	15%	15%	5%	30%	4%	2%	4%	5%	23%	4%	14%
FI	1002	58%	63%	9%	5%	18%	24%	4%	35%	14%	6%	3%	5%	2%	5%	2%
SE	1048	73%	75%	11%	7%	16%	20%	15%	45%	11%	5%	6%	5%	3%	2%	4%
UK	1322	46%	42%	21%	5%	15%	20%	15%	19%	9%	8%	4%	10%	7%	4%	10%
CY	502	33%	57%	1%	1%	28%	13%	6%	41%	15%	2%	9%	18%	19%	1%	3%
CZ	1028	52%	45%	5%	5%	13%	33%	8%	24%	3%	8%	3%	2%	7%	5%	9%
EE	995	26%	13%	3%	4%	29%	9%	9%	20%	14%	25%	5%	10%	6%	6%	22%
HU	998	33%	32%	9%	9%	23%	15%	5%	40%	7%	10%	7%	5%	15%	4%	8%
LV	1023	31%	17%	2%	3%	25%	13%	7%	22%	11%	16%	3%	3%	15%	5%	17%
LT	1002	20%	24%	7%	3%	29%	8%	7%	26%	10%	9%	6%	6%	8%	4%	25%
MT	500	30%	36%	2%	2%	25%	21%	5%	33%	8%	12%	18%	10%	12%	1%	11%
PL	1000	27%	34%	13%	22%	29%	28%	15%	36%	12%	44%	11%	11%	7%	5%	7%
SK	1042	38%	35%	7%	7%	28%	39%	11%	41%	4%	16%	5%	8%	7%	3%	5%
SI	1025	53%	63%	28%	19%	32%	38%	28%	41%	24%	27%	23%	22%	15%	2%	4%

Q5 In your opinion, from the following list, for which three farm animals should the current level of welfare/protection be improved the most? (MAX. 3 ANSWERS)

	TOTAL	Laying hens, kept for egg production	Broilers, chickens kept for meat production	Turkeys	Ducks/geese	Dairy cows	Beef cattle	Calves	Pigs	Farmed fish	Horses	Rabbits	Sheep	All of the above (SPONTANEOUS)	None of the above (SPONTANEOUS)	DK
EU25	2479	44%	42%	13%	11%	17%	18%	14%	28%	8%	11%	7%	6%	12%	3%	7%
<b>SEX</b>																
Male	1196	44%	43%	14%	11%	16%	18%	13%	29%	8%	11%	7%	6%	11%	4%	7%
Female	1273	45%	42%	13%	11%	18%	18%	15%	28%	8%	12%	7%	7%	14%	3%	7%
<b>AGE</b>																
15-24	3766	38%	36%	11%	13%	23%	23%	14%	30%	10%	18%	10%	8%	10%	2%	7%
25-39	6559	43%	42%	13%	11%	17%	19%	12%	27%	8%	12%	7%	6%	12%	3%	7%
40-54	6317	48%	47%	14%	12%	16%	16%	14%	30%	8%	10%	6%	6%	12%	2%	5%
55 +	8058	45%	42%	14%	9%	15%	16%	15%	28%	8%	8%	7%	6%	14%	4%	9%
<b>EDUCATION (End of)</b>																
15	6181	40%	37%	13%	8%	16%	16%	15%	25%	8%	8%	7%	6%	17%	5%	8%
16-19	9916	46%	42%	14%	11%	17%	18%	13%	28%	8%	12%	7%	6%	12%	3%	7%
20+	5821	49%	51%	14%	13%	14%	17%	14%	32%	9%	10%	7%	5%	10%	3%	6%
Still Studying	2384	43%	40%	11%	13%	23%	22%	15%	32%	11%	17%	9%	9%	10%	1%	6%
<b>HOUSEHOLD COMPOSITION</b>																
1	4440	44%	40%	12%	9%	17%	18%	14%	27%	8%	10%	6%	7%	13%	4%	9%
2	7890	47%	45%	15%	10%	14%	16%	15%	29%	8%	9%	7%	6%	13%	3%	7%
3	4753	43%	44%	12%	12%	17%	19%	14%	29%	8%	11%	8%	6%	12%	3%	7%
4+	7626	43%	40%	13%	12%	19%	19%	14%	28%	9%	14%	8%	7%	12%	3%	7%
<b>PLACE OF BIRTH</b>																
Surveyed country	23275	45%	42%	13%	11%	16%	18%	14%	29%	8%	11%	7%	6%	12%	3%	7%
EU	620	47%	47%	12%	10%	25%	12%	15%	29%	5%	8%	5%	4%	14%	4%	6%
Europe outside EU	312	42%	32%	21%	9%	24%	23%	15%	26%	8%	12%	5%	12%	14%	1%	6%
Outside Europe	475	31%	44%	12%	9%	19%	21%	13%	22%	10%	7%	6%	11%	14%	2%	9%
<b>PARENT'S BIRTH</b>																
2 born country	2203	45%	42%	14%	11%	16%	18%	14%	28%	8%	11%	8%	6%	12%	3%	7%
1 country EU	772	50%	39%	13%	15%	20%	19%	13%	30%	7%	12%	6%	6%	10%	3%	4%
2EU	665	47%	53%	11%	10%	24%	16%	14%	31%	6%	9%	6%	6%	10%	3%	5%
At least 1 outside EU	1116	36%	38%	13%	10%	22%	23%	13%	28%	10%	10%	4%	12%	14%	2%	9%
<b>LEFT-RIGHT SCALE</b>																
(1-4) Left	6579	48%	46%	15%	11%	15%	16%	13%	30%	8%	7%	7%	5%	13%	2%	5%
(5-6) Centre	8480	47%	44%	13%	11%	16%	18%	14%	29%	8%	11%	7%	6%	11%	3%	6%
(7-10) Right	4368	45%	43%	14%	12%	16%	19%	16%	30%	9%	13%	7%	7%	10%	3%	6%
<b>RESPONDANT OCCUPATION SCALE</b>																
Self- employed	2062	42%	45%	15%	9%	14%	17%	16%	28%	9%	9%	7%	6%	11%	5%	6%
Managers	2459	53%	52%	15%	11%	12%	15%	12%	29%	8%	8%	6%	5%	12%	2%	5%
Other white collars	2799	45%	43%	12%	12%	18%	18%	14%	29%	9%	11%	7%	6%	11%	3%	6%
Manual workers	4990	44%	40%	13%	13%	17%	18%	12%	28%	8%	11%	8%	6%	12%	2%	7%
House persons	2459	40%	38%	12%	8%	16%	16%	16%	27%	8%	9%	8%	6%	16%	3%	9%
Unemployed	1520	39%	39%	11%	13%	20%	24%	12%	28%	7%	18%	8%	9%	11%	4%	7%
Retired	6035	45%	42%	15%	9%	15%	17%	15%	28%	8%	10%	7%	6%	14%	4%	8%
Students	2384	43%	40%	11%	13%	23%	22%	15%	32%	11%	17%	9%	9%	10%	1%	6%
<b>SUBJECTIVE URBANISATION</b>																
Rural village	8557	44%	42%	13%	12%	15%	16%	14%	30%	7%	11%	7%	6%	11%	4%	7%
Small/ mid size town	10268	44%	42%	13%	11%	17%	18%	14%	27%	8%	11%	8%	6%	13%	3%	7%
Large town	5855	45%	43%	14%	10%	18%	20%	14%	30%	10%	11%	7%	6%	12%	2%	8%

**Q5 In your opinion, from the following list, for which three farm animals should the current level of welfare/protection be improved the most? (MAX. 3 ANSWERS)**

	TOTAL	Laying hens, kept for egg production	Broilers, chickens kept for meat production	Turkeys	Ducks/geese	Dairy cows	Beef cattle	Calves	Pigs	Farmed fish	Horses	Rabbits	Sheep	All of the above (SPONTANEOUS)	None of the above (SPONTANEOUS)	DK
EU25	24709	44%	42%	13%	11%	17%	18%	14%	28%	8%	11%	7%	6%	12%	3%	7%
<b>RESPONSIBLE FOR FOOD PURCHASE</b>																
Always/ Often	17737	46%	44%	14%	11%	17%	18%	14%	29%	8%	11%	7%	6%	12%	3%	6%
Sometimes	3489	43%	42%	13%	10%	18%	17%	14%	29%	9%	11%	7%	6%	13%	4%	6%
Hardly ever/ Never	3463	38%	34%	11%	12%	15%	16%	13%	24%	7%	10%	9%	7%	15%	4%	11%
<b>EAT MEAT</b>																
1-3 times a week	10754	43%	40%	13%	10%	18%	18%	16%	28%	9%	11%	8%	7%	14%	3%	8%
At least 4 times a week	13452	46%	45%	14%	12%	15%	17%	13%	29%	8%	11%	7%	6%	11%	3%	6%
Never	427	36%	36%	14%	11%	21%	15%	14%	25%	8%	8%	5%	6%	21%	4%	10%
<b>PURCHASE MEAT THINKING ABOUT ANIMAL WELFARE</b>																
Most/ Some of the time	10707	49%	47%	15%	11%	17%	19%	17%	32%	9%	10%	8%	7%	13%	2%	3%
Very rarely/ Never	12785	42%	40%	12%	11%	16%	17%	12%	27%	8%	13%	7%	6%	11%	4%	10%
Never purchase meat	1050	31%	29%	9%	8%	15%	15%	9%	19%	5%	9%	6%	6%	23%	7%	13%
<b>HAS ALREADY VISITED A FARM WHICH REARS ANIMALS</b>																
More than 3 times	9731	50%	47%	17%	12%	15%	16%	13%	30%	8%	12%	6%	5%	11%	3%	4%
1 to 3 times	7299	45%	42%	13%	11%	17%	18%	15%	28%	8%	11%	8%	6%	12%	2%	5%
No	7553	36%	37%	9%	9%	18%	20%	14%	27%	9%	10%	8%	7%	15%	3%	13%
Dk	126	16%	22%	6%	11%	13%	11%	15%	9%	4%	7%	9%	6%	16%	5%	35%
<b>FARM ANIMALS FOR WHICH THE WELFARE SHOULD BE IMPROVED THE MOST</b>																
Laying hens	10965	100%	60%	20%	14%	16%	16%	14%	33%	9%	8%	8%	6%	3%	-	-
Broilers (meat)	10452	62%	100%	18%	13%	14%	18%	14%	32%	10%	8%	9%	6%	3%	-	-
Pigs	7032	51%	48%	14%	11%	21%	25%	18%	100%	9%	12%	8%	9%	5%	-	-
Dairy cows	4106	43%	36%	13%	12%	100%	30%	22%	36%	15%	23%	13%	15%	8%	-	-
Beef cattle	4394	39%	43%	14%	12%	28%	100%	21%	40%	13%	19%	11%	15%	7%	-	-
<b>IDENTIFICATION OF PRODUCTION SYSTEM ON THE LABEL</b>																
Yes	10596	51%	46%	17%	11%	16%	17%	15%	30%	9%	8%	6%	6%	12%	2%	4%
No very rarely	4606	47%	45%	13%	10%	15%	19%	15%	28%	8%	11%	8%	6%	13%	2%	5%
No never	7888	38%	38%	11%	11%	20%	20%	13%	29%	9%	16%	9%	7%	11%	4%	9%
Dk	1619	28%	27%	7%	7%	11%	12%	8%	20%	5%	11%	6%	4%	16%	7%	23%
<b>IMPACT OF SELECTIVE PURCHASES ON ANIMAL WELFARE</b>																
Yes	18242	46%	45%	13%	12%	18%	19%	15%	31%	9%	11%	8%	7%	12%	2%	5%
No	4653	45%	38%	15%	10%	14%	16%	13%	25%	8%	12%	7%	6%	11%	5%	5%
Dk	1815	22%	23%	8%	6%	12%	12%	9%	16%	5%	11%	6%	5%	19%	6%	28%
<b>RATING OF THE WELFARE OF THE LAYING HENS</b>																
Good	8065	24%	32%	10%	10%	21%	22%	15%	26%	9%	16%	9%	9%	13%	6%	8%
Bad	14299	61%	52%	16%	12%	14%	16%	14%	32%	8%	9%	7%	5%	11%	1%	2%
Dk	2344	16%	20%	7%	7%	15%	13%	10%	16%	7%	10%	6%	6%	17%	6%	32%
<b>RATING OF THE WELFARE OF THE DAIRY COWS</b>																
Good	16303	48%	46%	15%	12%	13%	17%	14%	29%	9%	11%	7%	6%	10%	4%	5%
Bad	5995	44%	40%	11%	10%	29%	23%	16%	32%	9%	13%	8%	7%	17%	1%	2%
Dk	2412	23%	23%	8%	7%	12%	11%	9%	17%	6%	9%	6%	6%	17%	5%	32%
<b>RATING OF THE WELFARE OF THE PIGS</b>																
Good	10979	43%	42%	14%	12%	17%	18%	14%	17%	9%	11%	8%	7%	11%	5%	6%
Bad	10720	50%	47%	13%	11%	17%	19%	16%	44%	8%	11%	7%	6%	13%	1%	2%
Dk	3010	27%	27%	10%	7%	14%	13%	9%	13%	7%	10%	6%	6%	16%	5%	28%
<b>WHEN YOU BUY EGGS, THEY MOSTLY COME FROM HENS KEPT...</b>																
In cage	3927	44%	46%	11%	11%	18%	18%	13%	29%	9%	13%	8%	7%	8%	3%	4%
Indoor non-caged	2512	52%	40%	20%	11%	14%	16%	16%	33%	5%	6%	6%	4%	11%	2%	4%
Outside	9445	51%	48%	16%	13%	15%	17%	15%	30%	9%	11%	7%	7%	12%	2%	4%
Don't buy eggs	1938	38%	36%	9%	9%	20%	18%	15%	26%	7%	12%	8%	7%	17%	5%	7%
Do not pay attention	4345	38%	38%	10%	9%	18%	20%	14%	26%	9%	13%	8%	7%	14%	4%	11%
<b>ACCEPTED PRICE INCREASED</b>																
Any	8383	36%	35%	10%	9%	18%	18%	13%	25%	8%	12%	8%	6%	15%	5%	10%
From 5 to 10%	11453	49%	46%	15%	12%	17%	19%	15%	30%	9%	11%	7%	6%	10%	2%	4%
25% and more	2673	59%	57%	20%	11%	14%	15%	14%	35%	8%	8%	5%	6%	10%	1%	2%

**Q6 When purchasing eggs, meat or milk can you easily identify from the label those products sourced from animal welfare friendly production systems?**

	TOTAL	Yes, most of the time	Yes, some of the time	No, very rarely	No, never	DK / not applicable	Yes	No
EU25	24709	20%	23%	19%	32%	7%	43%	51%
BE	1032	18%	22%	23%	31%	6%	40%	54%
DK	1030	34%	27%	25%	12%	3%	60%	36%
D-W	1024	32%	33%	17%	16%	2%	64%	33%
DE	1532	31%	33%	18%	16%	2%	64%	34%
D-E	508	30%	33%	22%	14%	1%	63%	35%
EL	1000	17%	18%	20%	38%	6%	35%	59%
ES	1002	7%	20%	20%	44%	8%	27%	64%
FR	1013	20%	19%	19%	37%	5%	39%	55%
IE	997	17%	22%	23%	26%	11%	39%	49%
IT	1024	14%	27%	25%	26%	8%	41%	51%
LU	509	42%	22%	16%	13%	7%	64%	29%
NL	1030	41%	27%	12%	11%	8%	68%	24%
AT	1062	35%	33%	17%	5%	10%	68%	22%
PT	991	8%	16%	24%	35%	16%	24%	60%
FI	1002	29%	31%	24%	12%	4%	60%	36%
SE	1048	44%	28%	17%	6%	5%	72%	23%
UK	1322	26%	30%	16%	19%	8%	56%	36%
CY	502	13%	18%	18%	38%	12%	32%	56%
CZ	1028	3%	6%	17%	65%	9%	9%	82%
EE	995	6%	9%	14%	59%	13%	15%	73%
HU	998	5%	11%	14%	66%	5%	15%	79%
LV	1023	8%	13%	11%	57%	11%	21%	68%
LT	1002	4%	10%	16%	59%	12%	14%	74%
MT	500	5%	14%	18%	40%	22%	20%	58%
PL	1000	4%	7%	12%	70%	7%	11%	82%
SK	1042	5%	7%	23%	62%	5%	11%	84%
SI	1025	17%	27%	21%	29%	6%	44%	50%

**Q6 When purchasing eggs, meat or milk can you easily identify from the label those products sourced from animal welfare friendly production systems?**

	TOTAL	Yes, most of the time	Yes, some of the time	No, very rarely	No, never	DK / not applicable	Yes	No
EU25	24709	20%	23%	19%	32%	7%	43%	51%
<b>SEX</b>								
Male	11916	18%	22%	19%	33%	8%	40%	52%
Female	12793	21%	25%	18%	31%	5%	46%	49%
<b>AGE</b>								
15-24	3766	14%	23%	18%	33%	11%	37%	52%
25-39	6559	19%	26%	19%	31%	5%	45%	50%
40-54	6317	22%	23%	19%	31%	5%	46%	49%
55 +	8058	21%	21%	18%	33%	7%	42%	51%
<b>EDUCATION (End of)</b>								
15	6181	16%	23%	19%	33%	8%	39%	53%
16-19	9916	20%	23%	18%	33%	6%	44%	51%
20+	5821	24%	23%	20%	28%	5%	47%	48%
Still Studying	2384	16%	24%	19%	30%	10%	40%	50%
<b>HOUSEHOLD COMPOSITION</b>								
1	4440	21%	22%	19%	32%	6%	43%	51%
2	7890	21%	24%	18%	31%	6%	46%	48%
3	4753	19%	22%	20%	32%	6%	42%	52%
4+	7626	17%	24%	18%	33%	7%	41%	52%
<b>PLACE OF BIRTH</b>								
Surveyed country	23275	19%	23%	19%	32%	7%	43%	51%
EU	620	28%	25%	16%	26%	4%	54%	42%
Europe outside EU	312	21%	27%	21%	27%	4%	48%	48%
Outside Europe	475	21%	22%	18%	34%	6%	43%	52%
<b>PARENT'S BIRTH</b>								
2 born country	22083	19%	24%	19%	32%	7%	42%	51%
1 country EU	772	28%	20%	18%	26%	7%	48%	45%
2EU	665	33%	23%	15%	26%	3%	56%	41%
At least 1 outside EU	1116	19%	21%	18%	34%	8%	40%	52%
<b>LEFT-RIGHT SCALE</b>								
(1-4) Left	6579	22%	25%	21%	27%	5%	47%	48%
(5-6) Centre	8480	20%	25%	19%	31%	6%	45%	50%
(7-10) Right	4368	20%	22%	19%	33%	6%	42%	52%
<b>RESPONDANT OCCUPATION SCALE</b>								
Self- employed	2062	18%	24%	21%	29%	7%	42%	51%
Managers	2459	26%	28%	18%	23%	4%	54%	42%
Other white collars	2799	19%	26%	19%	31%	6%	45%	49%
Manual workers	4990	19%	24%	19%	33%	6%	43%	51%
House persons	2459	19%	26%	19%	31%	5%	45%	49%
Unemployed	1520	18%	15%	20%	38%	9%	33%	58%
Retired	6035	20%	20%	17%	36%	7%	40%	53%
Students	2384	16%	24%	19%	30%	10%	40%	50%
<b>SUBJECTIVE URBANISATION</b>								
Rural village	8557	20%	21%	17%	34%	8%	41%	51%
Small/ mid size town	10268	18%	25%	20%	30%	6%	43%	50%
Large town	5855	21%	23%	19%	31%	6%	45%	50%

**Q6 When purchasing eggs, meat or milk can you easily identify from the label those products sourced from animal welfare friendly production systems?**

	TOTAL	Yes, most of the time	Yes, some of the time	No, very rarely	No, never	DK / not applicable	Yes	No
EU25	24709	20%	23%	19%	32%	7%	43%	51%
<b>RESPONSIBLE FOR FOOD PURCHASE</b>								
Always/ Often	17737	23%	25%	18%	31%	4%	47%	49%
Some-times	3489	14%	24%	23%	33%	6%	38%	56%
Hardly ever/ Never	3463	9%	15%	19%	36%	21%	24%	54%
<b>EAT MEAT</b>								
1-3 times a week	10754	19%	25%	19%	31%	6%	44%	50%
At least 4 times a week	13452	20%	23%	18%	33%	6%	42%	51%
Never	427	28%	14%	13%	29%	15%	42%	43%
<b>PURCHASE MEAT THINKING ABOUT ANIMAL WELFARE</b>								
Most/ Some of the time	10707	29%	31%	18%	20%	3%	60%	38%
Very rarely/ Never	12785	13%	19%	20%	42%	6%	32%	63%
Never purchase meat	1050	9%	7%	9%	27%	47%	16%	36%
<b>HAS ALREADY VISITED A FARM WHICH REARS ANIMALS</b>								
More than 3 times	9731	25%	23%	18%	29%	5%	48%	46%
1 to 3 times	7299	19%	29%	20%	27%	5%	48%	47%
No	7553	13%	18%	18%	41%	10%	31%	59%
Dk	126	6%	19%	20%	17%	38%	25%	37%
<b>FARM ANIMALS FOR WHICH THE WELFARE SHOULD BE IMPROVED THE MOST</b>								
Laying hens	10965	24%	25%	20%	27%	4%	49%	47%
Broilers (meat)	10452	23%	24%	20%	29%	4%	47%	49%
Pigs	7032	22%	23%	18%	33%	5%	45%	51%
Dairy cows	4106	19%	22%	17%	38%	4%	41%	55%
Beef cattle	4394	18%	22%	20%	36%	4%	40%	56%
<b>IDENTIFICATION OF PRODUCTION SYSTEM ON THE LABEL</b>								
Yes	10596	46%	54%	-	-	-	100%	-
No very rarely	4606	-	-	100%	-	-	-	100%
No never	7888	-	-	-	100%	-	-	100%
Dk	1619	-	-	-	-	100%	-	-
<b>IMPACT OF SELECTIVE PURCHASES ON ANIMAL WELFARE</b>								
Yes	18242	23%	26%	18%	28%	5%	49%	46%
No	4653	12%	17%	23%	44%	4%	29%	67%
Dk	1815	5%	9%	10%	45%	31%	13%	55%
<b>RATING OF THE WELFARE OF THE LAYING HENS</b>								
Good	8065	19%	24%	17%	33%	7%	43%	50%
Bad	14299	22%	24%	20%	29%	5%	46%	49%
Dk	2344	7%	16%	14%	45%	18%	23%	59%
<b>RATING OF THE WELFARE OF THE DAIRY COWS</b>								
Good	16303	22%	25%	18%	30%	6%	47%	48%
Bad	5995	17%	21%	22%	35%	4%	38%	58%
Dk	2412	10%	17%	15%	38%	20%	27%	53%
<b>RATING OF THE WELFARE OF THE PIGS</b>								
Good	10979	20%	26%	18%	30%	6%	46%	48%
Bad	10720	21%	22%	20%	32%	4%	43%	52%
Dk	3010	13%	17%	15%	38%	17%	30%	53%
<b>WHEN YOU BUY EGGS, THEY MOSTLY COME FROM HENS KEPT...</b>								
In cage	3927	17%	25%	23%	32%	3%	42%	55%
Indoor non-caged	2512	26%	32%	19%	19%	3%	59%	38%
Outside	9445	30%	27%	16%	23%	3%	58%	39%
Don't buy eggs	1938	8%	16%	14%	37%	25%	24%	51%
Do not pay attention	4345	7%	17%	21%	49%	6%	24%	70%
<b>ACCEPTED PRICE INCREASED</b>								
Any	8383	13%	20%	19%	42%	7%	33%	61%
From 5 to 10%	11453	22%	27%	20%	28%	3%	49%	48%
25% and more	2673	37%	26%	14%	19%	3%	63%	34%

**Q7 Do you believe that buying animal welfare friendly products could have a positive impact on the welfare/protection of farm animals?**

	<b>TOTAL</b>	<b>Yes, certainly</b>	<b>Yes, probably</b>	<b>No, probably not</b>	<b>No, certainly not</b>	<b>DK</b>	<b>Yes</b>	<b>No</b>
EU25	24709	32%	42%	13%	6%	7%	74%	19%
BE	1032	35%	42%	16%	5%	2%	76%	22%
DK	1030	35%	42%	16%	4%	3%	77%	20%
D-W	1024	32%	40%	18%	9%	2%	72%	26%
DE	1532	31%	39%	19%	9%	2%	70%	28%
D-E	508	28%	37%	24%	9%	2%	65%	33%
EL	1000	45%	39%	8%	2%	5%	85%	10%
ES	1002	29%	42%	8%	4%	17%	71%	12%
FR	1013	37%	39%	12%	6%	5%	76%	18%
IE	997	30%	41%	11%	4%	14%	71%	15%
IT	1024	30%	45%	12%	6%	7%	75%	18%
LU	509	45%	33%	11%	5%	7%	78%	15%
NL	1030	45%	36%	13%	4%	3%	81%	16%
AT	1062	38%	42%	11%	5%	5%	79%	15%
PT	991	20%	42%	14%	7%	17%	62%	21%
FI	1002	34%	46%	14%	4%	2%	79%	19%
SE	1048	57%	37%	4%	1%	1%	94%	5%
UK	1322	32%	44%	13%	3%	8%	76%	16%
CY	502	66%	24%	3%	1%	5%	91%	4%
CZ	1028	26%	40%	19%	6%	8%	66%	25%
EE	995	22%	35%	15%	10%	18%	57%	25%
HU	998	20%	41%	18%	14%	8%	60%	32%
LV	1023	23%	42%	14%	6%	15%	65%	20%
LT	1002	19%	37%	12%	9%	23%	56%	21%
MT	500	35%	44%	5%	3%	12%	79%	9%
PL	1000	28%	45%	11%	4%	12%	74%	15%
SK	1042	28%	41%	17%	7%	7%	68%	25%
SI	1025	20%	46%	22%	7%	5%	66%	29%



<b>Q7 Do you believe that buying animal welfare friendly products could have a positive impact on the welfare/protection of farm animals?</b>									
	<b>TOTAL</b>	<b>Yes, certainly</b>	<b>Yes, probably</b>	<b>No, probably not</b>	<b>No, certainly not</b>	<b>DK</b>	<b>Yes</b>	<b>No</b>	
EU25	24709	32%	42%	13%	6%	7%	74%	19%	
<b>SEX</b>									
Male	11916	30%	41%	14%	7%	8%	72%	21%	
Female	12793	34%	42%	12%	5%	7%	76%	17%	
<b>AGE</b>									
15-24	3766	28%	46%	14%	4%	8%	74%	19%	
25-39	6559	33%	43%	13%	5%	6%	76%	18%	
40-54	6317	34%	41%	13%	6%	6%	74%	20%	
55 +	8058	32%	39%	13%	6%	9%	72%	19%	
<b>EDUCATION (End of)</b>									
15	6181	28%	41%	13%	7%	11%	68%	20%	
16-19	9916	31%	42%	14%	7%	6%	73%	20%	
20+	5821	40%	39%	12%	4%	5%	80%	16%	
Still Studying	2384	32%	46%	14%	3%	7%	77%	16%	
<b>HOUSEHOLD COMPOSITION</b>									
1	4440	33%	40%	12%	5%	10%	73%	17%	
2	7890	33%	41%	14%	6%	7%	73%	20%	
3	4753	32%	44%	13%	6%	6%	75%	19%	
4+	7626	32%	42%	13%	6%	7%	74%	19%	
<b>PLACE OF BIRTH</b>									
Surveyed country	23275	32%	42%	13%	6%	7%	74%	19%	
EU	620	38%	34%	15%	8%	5%	72%	23%	
Europe outside EU	312	22%	38%	16%	12%	12%	60%	28%	
Outside Europe	475	36%	38%	14%	4%	9%	73%	18%	
<b>PARENT'S BIRTH</b>									
2 born country	22083	32%	42%	13%	6%	7%	74%	19%	
1 country EU	772	39%	38%	13%	5%	5%	77%	18%	
2EU	665	40%	35%	12%	5%	6%	76%	18%	
At least 1 outside EU	1116	32%	39%	13%	7%	9%	71%	20%	
<b>LEFT-RIGHT SCALE</b>									
(1-4) Left	6579	37%	41%	11%	5%	5%	79%	16%	
(5-6) Centre	8480	33%	42%	14%	5%	6%	75%	19%	
(7-10) Right	4368	31%	42%	15%	6%	7%	72%	21%	
<b>RESPONDANT OCCUPATION SCALE</b>									
Self- employed	2062	33%	41%	13%	6%	7%	74%	19%	
Managers	2459	38%	42%	13%	4%	3%	80%	17%	
Other white collars	2799	31%	45%	13%	5%	5%	76%	19%	
Manual workers	4990	31%	42%	15%	7%	6%	73%	21%	
House persons	2459	32%	42%	11%	5%	11%	73%	16%	
Unemployed	1520	31%	40%	13%	8%	8%	71%	21%	
Retired	6035	32%	39%	13%	6%	10%	71%	20%	
Students	2384	32%	46%	14%	3%	7%	77%	16%	
<b>SUBJECTIVE URBANISATION</b>									
Rural village	8557	32%	41%	14%	6%	8%	72%	20%	
Small/ mid size town	10268	32%	43%	13%	5%	7%	75%	18%	
Large town	5855	34%	41%	12%	6%	7%	75%	18%	

**Q7 Do you believe that buying animal welfare friendly products could have a positive impact on the welfare/protection of farm animals?**

	TOTAL	Yes, certainly	Yes, probably	No, probably not	No, certainly not	DK	Yes	No
EU25	24709	32%	42%	13%	6%	7%	74%	19%
<b>RESPONSIBLE FOR FOOD PURCHASE</b>								
Always/Often	17737	35%	41%	13%	5%	6%	76%	18%
Some-times	3489	28%	44%	15%	5%	7%	72%	21%
Hardly ever/ Never	3463	24%	42%	14%	8%	12%	66%	22%
<b>EAT MEAT</b>								
1-3 times a week	10754	31%	43%	13%	5%	8%	74%	18%
At least 4 times a week	13452	32%	41%	14%	6%	7%	74%	20%
Never	427	49%	25%	9%	7%	10%	74%	17%
<b>PURCHASE MEAT THINKING ABOUT ANIMAL WELFARE</b>								
Most/Some of the time	10707	43%	42%	9%	3%	4%	84%	12%
Very rarely/Never	12785	24%	42%	17%	8%	9%	67%	25%
Never purchase meat	1050	24%	34%	12%	9%	21%	58%	21%
<b>HAS ALREADY VISITED A FARM WHICH REARS ANIMALS</b>								
More than 3 times	9731	36%	39%	14%	6%	5%	75%	20%
1 to 3 times	7299	32%	45%	12%	5%	6%	78%	16%
No	7553	28%	41%	14%	6%	11%	69%	20%
Dk	126	14%	44%	5%	3%	33%	59%	9%
<b>FARM ANIMALS FOR WHICH THE WELFARE SHOULD BE IMPROVED THE MOST</b>								
Laying hens	10965	36%	41%	14%	5%	4%	77%	19%
Broilers (meat)	10452	37%	43%	12%	4%	4%	79%	17%
Pigs	7032	37%	43%	12%	5%	4%	79%	17%
Dairy cows	4106	35%	43%	12%	5%	6%	78%	16%
Beef cattle	4394	36%	43%	11%	6%	5%	78%	17%
<b>IDENTIFICATION OF PRODUCTION SYSTEM ON THE LABEL</b>								
Yes	10596	41%	43%	10%	3%	2%	85%	13%
No very rarely	4606	25%	48%	19%	4%	4%	73%	23%
No never	7888	27%	36%	15%	11%	10%	64%	26%
Dk	1619	16%	37%	8%	4%	35%	53%	12%
<b>IMPACT OF SELECTIVE PURCHASES ON ANIMAL WELFARE</b>								
Yes	18242	44%	56%	-	-	-	100%	-
No	4653	-	-	70%	30%	-	-	100%
Dk	1815	-	-	-	-	100%	-	-
<b>RATING OF THE WELFARE OF THE LAYING HENS</b>								
Good	8065	28%	46%	13%	6%	7%	73%	19%
Bad	14299	37%	40%	14%	6%	4%	77%	19%
Dk	2344	18%	40%	10%	6%	27%	58%	16%
<b>RATING OF THE WELFARE OF THE DAIRY COWS</b>								
Good	16303	33%	43%	14%	5%	6%	75%	19%
Bad	5995	36%	39%	14%	7%	5%	75%	20%
Dk	2412	22%	39%	10%	5%	25%	60%	15%
<b>RATING OF THE WELFARE OF THE PIGS</b>								
Good	10979	30%	44%	14%	6%	6%	74%	20%
Bad	10720	38%	39%	13%	5%	4%	77%	19%
Dk	3010	23%	40%	10%	5%	22%	63%	15%
<b>WHEN YOU BUY EGGS, THEY MOSTLY COME FROM HENS KEPT...</b>								
In cage	3927	29%	47%	15%	5%	5%	75%	20%
Indoor non-caged	2512	32%	43%	14%	6%	5%	75%	20%
Outside	9445	41%	39%	12%	4%	4%	80%	16%
Don't buy eggs	1938	22%	42%	14%	7%	14%	65%	21%
Do not pay attention	4345	23%	41%	17%	8%	11%	65%	25%
<b>ACCEPTED PRICE INCREASED</b>								
Any	8383	23%	40%	17%	10%	10%	63%	27%
From 5 to 10%	11453	36%	45%	12%	3%	4%	81%	15%
25% and more	2673	52%	34%	9%	3%	3%	86%	12%

Q8.1 In general, how would you rate the welfare/protection of the following farmed animals?

Laying hens (producing eggs)

	TOTAL	Very good	Fairly good	Fairly bad	Very bad	DK	Good	Bad
EU25	24709	4%	28%	36%	22%	9%	33%	58%
BE	1032	5%	21%	41%	32%	1%	26%	73%
DK	1030	2%	18%	46%	31%	3%	20%	77%
D-W	1024	3%	21%	44%	27%	5%	23%	71%
DE	1532	3%	20%	45%	28%	5%	22%	73%
D-E	508	2%	15%	47%	32%	3%	18%	80%
EL	1000	2%	32%	40%	14%	12%	34%	54%
ES	1002	6%	38%	26%	13%	17%	45%	39%
FR	1013	5%	18%	40%	29%	7%	23%	70%
IE	997	4%	28%	28%	19%	20%	32%	47%
IT	1024	6%	35%	30%	19%	9%	42%	49%
LU	509	11%	29%	36%	18%	6%	39%	54%
NL	1030	1%	18%	40%	37%	3%	20%	77%
AT	1062	5%	20%	41%	27%	6%	25%	69%
PT	991	6%	32%	35%	7%	20%	38%	42%
FI	1002	4%	35%	46%	14%	2%	39%	60%
SE	1048	2%	25%	49%	22%	2%	27%	71%
UK	1322	5%	24%	32%	26%	13%	29%	58%
CY	502	7%	49%	21%	7%	17%	55%	27%
CZ	1028	2%	22%	44%	27%	4%	24%	72%
EE	995	7%	48%	20%	3%	22%	55%	23%
HU	998	4%	34%	37%	17%	8%	38%	54%
LV	1023	2%	31%	26%	9%	32%	33%	35%
LT	1002	5%	48%	17%	3%	27%	52%	21%
MT	500	19%	49%	16%	4%	12%	68%	20%
PL	1000	4%	46%	29%	8%	14%	50%	36%
SK	1042	1%	36%	44%	12%	6%	38%	56%
SI	1025	8%	46%	27%	14%	4%	55%	41%

**Q8.1 In general, how would you rate the welfare/protection of the following farmed animals?**

Laying hens (producing eggs)

	<b>TOTAL</b>	<b>Very good</b>	<b>Fairly good</b>	<b>Fairly bad</b>	<b>Very bad</b>	<b>DK</b>	<b>Good</b>	<b>Bad</b>
EU25	24709	4%	28%	36%	22%	9%	33%	58%
<b>SEX</b>								
Male	11916	4%	29%	37%	21%	9%	33%	57%
Female	12793	5%	27%	36%	23%	10%	32%	58%
<b>AGE</b>								
15-24	3766	4%	31%	36%	18%	11%	35%	54%
25-39	6559	4%	27%	37%	22%	10%	31%	60%
40-54	6317	4%	27%	36%	24%	8%	32%	61%
55 +	8058	5%	29%	35%	21%	10%	34%	56%
<b>EDUCATION (End of)</b>								
15	6181	6%	33%	31%	19%	11%	39%	51%
16-19	9916	5%	28%	36%	22%	9%	32%	58%
20+	5821	3%	24%	41%	25%	8%	26%	66%
Still Studying	2384	3%	28%	39%	19%	10%	31%	58%
<b>HOUSEHOLD COMPOSITION</b>								
1	4440	4%	26%	36%	23%	10%	31%	59%
2	7890	4%	28%	37%	23%	8%	32%	60%
3	4753	5%	30%	34%	22%	10%	34%	56%
4+	7626	4%	29%	36%	20%	10%	34%	56%
<b>PLACE OF BIRTH</b>								
Surveyed country	23275	4%	28%	36%	22%	9%	32%	58%
EU	620	3%	26%	42%	19%	10%	28%	62%
Europe outside EU	312	3%	37%	30%	16%	14%	40%	46%
Outside Europe	475	8%	32%	27%	18%	14%	40%	46%
<b>PARENT'S BIRTH</b>								
2 born country	22083	5%	28%	36%	22%	9%	33%	58%
1 country EU	772	3%	27%	36%	27%	7%	30%	63%
2EU	665	2%	28%	42%	19%	9%	30%	61%
At least 1 outside EU	1116	4%	32%	32%	19%	14%	36%	50%
<b>LEFT-RIGHT SCALE</b>								
(1-4) Left	6579	3%	24%	39%	28%	6%	27%	67%
(5-6) Centre	8480	4%	29%	38%	21%	9%	33%	59%
(7-10) Right	4368	5%	31%	36%	21%	8%	36%	57%
<b>RESPONDANT OCCUPATION SCALE</b>								
Self- employed	2062	5%	29%	35%	24%	7%	34%	59%
Managers	2459	3%	22%	41%	27%	9%	24%	67%
Other white collars	2799	3%	26%	40%	23%	8%	29%	63%
Manual workers	4990	5%	29%	36%	21%	9%	34%	57%
House persons	2459	6%	31%	31%	18%	14%	38%	49%
Unemployed	1520	4%	28%	33%	22%	12%	33%	56%
Retired	6035	5%	30%	34%	22%	9%	35%	56%
Students	2384	3%	28%	39%	19%	10%	31%	58%
<b>SUBJECTIVE URBANISATION</b>								
Rural village	8557	5%	29%	36%	22%	8%	34%	58%
Small/ mid size town	10268	4%	29%	36%	21%	9%	33%	57%
Large town	5855	4%	26%	36%	22%	12%	30%	59%

**Q8.1 In general, how would you rate the welfare/protection of the following farmed animals?**

Laying hens (producing eggs)

	TOTAL	Very good	Fairly good	Fairly bad	Very bad	DK	Good	Bad
EU25	24709	4%	28%	36%	22%	9%	33%	58%
<b>RESPONSIBLE FOR FOOD PURCHASE</b>								
Always/ Often	17737	4%	28%	37%	23%	8%	32%	59%
Some-times	3489	4%	31%	37%	19%	9%	36%	56%
Hardly ever/ Never	3463	5%	28%	33%	20%	15%	33%	52%
<b>EAT MEAT</b>								
1-3 times a week	10754	5%	31%	35%	20%	10%	36%	55%
At least 4 times a week	13452	4%	27%	37%	23%	9%	31%	60%
Never	427	4%	14%	31%	39%	12%	18%	70%
<b>PURCHASE MEAT THINKING ABOUT ANIMAL WELFARE</b>								
Most/ Some of the time	10707	4%	27%	38%	25%	5%	31%	64%
Very rarely/ Never	12785	4%	30%	35%	19%	11%	34%	54%
Never purchase meat	1050	5%	26%	29%	18%	22%	31%	47%
<b>HAS ALREADY VISITED A FARM WHICH REARS ANIMALS</b>								
More than 3 times	9731	5%	27%	39%	24%	6%	32%	63%
1 to 3 times	7299	5%	29%	36%	22%	8%	34%	58%
No	7553	3%	29%	33%	18%	16%	33%	51%
Dk	126	4%	20%	29%	12%	35%	24%	41%
<b>FARM ANIMALS FOR WHICH THE WELFARE SHOULD BE IMPROVED THE MOST</b>								
Laying hens	10965	2%	15%	46%	33%	3%	18%	79%
Broilers (meat)	10452	3%	22%	43%	28%	4%	25%	71%
Pigs	7032	3%	27%	38%	26%	5%	30%	64%
Dairy cows	4106	5%	37%	33%	17%	9%	42%	50%
Beef cattle	4394	6%	35%	34%	18%	7%	40%	53%
<b>IDENTIFICATION OF PRODUCTION SYSTEM ON THE LABEL</b>								
Yes	10596	5%	28%	39%	23%	5%	33%	62%
No very rarely	4606	4%	27%	41%	22%	7%	30%	63%
No never	7888	4%	30%	32%	21%	13%	34%	53%
Dk	1619	5%	28%	24%	16%	27%	33%	40%
<b>IMPACT OF SELECTIVE PURCHASES ON ANIMAL WELFARE</b>								
Yes	18242	4%	28%	37%	23%	7%	32%	60%
No	4653	5%	28%	37%	22%	8%	33%	59%
Dk	1815	4%	29%	21%	11%	34%	33%	32%
<b>RATING OF THE WELFARE OF THE LAYING HENS</b>								
Good	8065	14%	86%	-	-	-	100%	-
Bad	14299	-	-	62%	38%	-	-	100%
Dk	2344	-	-	-	-	100%	-	-
<b>RATING OF THE WELFARE OF THE DAIRY COWS</b>								
Good	16303	6%	37%	34%	19%	3%	44%	53%
Bad	5995	0%	12%	50%	36%	2%	13%	85%
Dk	2412	1%	5%	13%	7%	74%	6%	19%
<b>RATING OF THE WELFARE OF THE PIGS</b>								
Good	10979	9%	48%	31%	11%	2%	57%	41%
Bad	10720	1%	13%	48%	37%	2%	14%	84%
Dk	3010	2%	11%	15%	9%	64%	12%	24%
<b>WHEN YOU BUY EGGS, THEY MOSTLY COME FROM HENS KEPT...</b>								
In cage	3927	4%	29%	39%	22%	5%	34%	61%
Indoor non-caged	2512	3%	30%	42%	20%	5%	33%	62%
Outside	9445	4%	25%	37%	27%	5%	30%	65%
Don't buy eggs	1938	7%	29%	31%	20%	13%	35%	51%
Do not pay attention	4345	4%	33%	33%	15%	15%	38%	48%
<b>ACCEPTED PRICE INCREASED</b>								
Any	8383	6%	36%	30%	16%	12%	42%	46%
From 5 to 10%	11453	3%	26%	41%	23%	7%	29%	64%
25% and more	2673	3%	15%	39%	40%	3%	18%	79%

Q8.2 In general, how would you rate the welfare/protection of the following farmed animals?

	TOTAL	Dairy cows (producing milk)						
		Very good	Fairly good	Fairly bad	Very bad	DK	Good	Bad
EU25	24709	10%	56%	20%	5%	10%	66%	24%
BE	1032	16%	63%	14%	5%	2%	79%	19%
DK	1030	13%	61%	20%	4%	2%	74%	24%
D-W	1024	11%	60%	20%	3%	6%	71%	23%
DE	1532	11%	61%	19%	3%	6%	72%	23%
D-E	508	11%	66%	16%	4%	3%	77%	20%
EL	1000	3%	39%	32%	11%	15%	42%	43%
ES	1002	8%	44%	24%	7%	17%	52%	31%
FR	1013	10%	60%	17%	4%	9%	70%	21%
IE	997	17%	50%	11%	2%	21%	67%	13%
IT	1024	7%	51%	24%	7%	10%	59%	31%
LU	509	16%	61%	12%	4%	7%	77%	16%
NL	1030	17%	66%	12%	2%	2%	84%	14%
AT	1062	10%	55%	22%	5%	7%	66%	28%
PT	991	4%	42%	28%	5%	21%	45%	34%
FI	1002	18%	67%	12%	2%	2%	85%	14%
SE	1048	16%	66%	14%	2%	3%	82%	16%
UK	1322	15%	59%	10%	3%	14%	74%	13%
CY	502	9%	49%	16%	6%	20%	58%	22%
CZ	1028	7%	56%	27%	5%	4%	63%	33%
EE	995	7%	55%	15%	2%	21%	62%	17%
HU	998	5%	46%	32%	8%	8%	51%	40%
LV	1023	3%	40%	22%	4%	29%	44%	27%
LT	1002	5%	52%	17%	2%	24%	57%	19%
MT	500	23%	54%	7%	2%	15%	77%	9%
PL	1000	7%	59%	22%	2%	10%	66%	24%
SK	1042	2%	46%	38%	8%	7%	48%	45%
SI	1025	13%	58%	20%	5%	4%	71%	25%

**Q8.2 In general, how would you rate the welfare/protection of the following farmed animals?**

Dairy cows (producing milk)

	<b>TOTAL</b>	<b>Very good</b>	<b>Fairly good</b>	<b>Fairly bad</b>	<b>Very bad</b>	<b>DK</b>	<b>Good</b>	<b>Bad</b>
EU25	24709	10%	56%	20%	5%	10%	66%	24%
<b>SEX</b>								
Male	11916	12%	58%	18%	4%	9%	69%	22%
Female	12793	8%	54%	21%	6%	11%	63%	27%
<b>AGE</b>								
15-24	3766	8%	52%	24%	5%	11%	60%	29%
25-39	6559	9%	55%	22%	5%	10%	64%	27%
40-54	6317	10%	58%	18%	5%	8%	69%	23%
55 +	8058	12%	57%	16%	4%	11%	69%	21%
<b>EDUCATION (End of)</b>								
15	6181	12%	54%	18%	5%	11%	66%	23%
16-19	9916	10%	57%	19%	5%	9%	67%	24%
20+	5821	9%	59%	19%	5%	9%	68%	24%
Still Studying	2384	6%	51%	28%	4%	11%	57%	32%
<b>HOUSEHOLD COMPOSITION</b>								
1	4440	10%	55%	19%	5%	11%	65%	24%
2	7890	11%	56%	19%	5%	9%	67%	24%
3	4753	10%	55%	20%	6%	9%	65%	26%
4+	7626	9%	57%	20%	4%	10%	66%	24%
<b>PLACE OF BIRTH</b>								
Surveyed country	23275	10%	56%	20%	5%	10%	66%	24%
EU	620	8%	56%	20%	6%	9%	65%	26%
Europe outside EU	312	7%	61%	17%	1%	14%	68%	18%
Outside Europe	475	10%	55%	17%	4%	13%	65%	22%
<b>PARENT'S BIRTH</b>								
2 born country	22083	10%	56%	20%	5%	10%	66%	24%
1 country EU	772	8%	53%	24%	4%	10%	62%	28%
2EU	665	8%	60%	18%	5%	9%	67%	24%
At least 1 outside EU	1116	9%	56%	19%	4%	12%	65%	23%
<b>LEFT-RIGHT SCALE</b>								
(1-4) Left	6579	9%	55%	23%	6%	7%	64%	29%
(5-6) Centre	8480	11%	59%	18%	3%	9%	69%	22%
(7-10) Right	4368	13%	58%	18%	4%	7%	71%	22%
<b>RESPONDANT OCCUPATION SCALE</b>								
Self- employed	2062	13%	54%	21%	5%	8%	66%	26%
Managers	2459	10%	60%	17%	5%	9%	69%	22%
Other white collars	2799	8%	56%	23%	5%	8%	64%	28%
Manual workers	4990	11%	56%	20%	4%	9%	67%	24%
House persons	2459	10%	54%	16%	5%	14%	64%	22%
Unemployed	1520	9%	55%	20%	6%	10%	64%	26%
Retired	6035	12%	58%	17%	4%	10%	69%	21%
Students	2384	6%	51%	28%	4%	11%	57%	32%
<b>SUBJECTIVE URBANISATION</b>								
Rural village	8557	13%	59%	17%	4%	8%	71%	21%
Small/ mid size town	10268	9%	56%	20%	5%	10%	64%	26%
Large town	5855	9%	53%	23%	5%	11%	61%	27%

**Q8.2 In general, how would you rate the welfare/protection of the following farmed animals?**

Dairy cows (producing milk)

	TOTAL	Very good	Fairly good	Fairly bad	Very bad	DK	Good	Bad
EU25	24709	10%	56%	20%	5%	10%	66%	24%
<b>RESPONSIBLE FOR FOOD PURCHASE</b>								
Always/ Often	17737	10%	57%	19%	5%	9%	67%	24%
Some-times	3489	10%	56%	22%	4%	8%	66%	26%
Hardly ever/ Never	3463	10%	50%	20%	4%	15%	60%	24%
<b>EAT MEAT</b>								
1-3 times a week	10754	9%	55%	20%	5%	10%	64%	26%
At least 4 times a week	13452	11%	58%	19%	4%	9%	69%	22%
Never	427	6%	34%	29%	17%	15%	40%	46%
<b>PURCHASE MEAT THINKING ABOUT ANIMAL WELFARE</b>								
Most/ Some of the time	10707	10%	57%	22%	5%	6%	67%	27%
Very rarely/ Never	12785	11%	56%	18%	4%	11%	67%	22%
Never purchase meat	1050	8%	44%	20%	7%	22%	52%	26%
<b>HAS ALREADY VISITED A FARM WHICH REARS ANIMALS</b>								
More than 3 times	9731	14%	60%	17%	4%	5%	74%	21%
1 to 3 times	7299	9%	56%	21%	6%	8%	66%	26%
No	7553	6%	50%	22%	5%	17%	56%	27%
Dk	126	7%	36%	17%	6%	34%	43%	23%
<b>FARM ANIMALS FOR WHICH THE WELFARE SHOULD BE IMPROVED THE MOST</b>								
Laying hens	10965	10%	61%	20%	4%	5%	71%	24%
Broilers (meat)	10452	11%	61%	19%	4%	5%	72%	23%
Pigs	7032	8%	58%	23%	5%	6%	67%	28%
Dairy cows	4106	6%	45%	33%	9%	7%	50%	43%
Beef cattle	4394	9%	53%	26%	5%	6%	62%	32%
<b>IDENTIFICATION OF PRODUCTION SYSTEM ON THE LABEL</b>								
Yes	10596	12%	60%	18%	4%	6%	72%	22%
No very rarely	4606	8%	55%	24%	5%	8%	63%	29%
No never	7888	8%	53%	21%	6%	12%	61%	27%
Dk	1619	10%	46%	12%	3%	29%	55%	15%
<b>IMPACT OF SELECTIVE PURCHASES ON ANIMAL WELFARE</b>								
Yes	18242	10%	57%	20%	5%	8%	67%	25%
No	4653	12%	54%	21%	6%	8%	66%	26%
Dk	1815	7%	44%	13%	3%	33%	51%	16%
<b>RATING OF THE WELFARE OF THE LAYING HENS</b>								
Good	8065	18%	71%	9%	1%	2%	89%	10%
Bad	14299	7%	54%	28%	8%	3%	61%	36%
Dk	2344	3%	16%	4%	1%	77%	19%	5%
<b>RATING OF THE WELFARE OF THE DAIRY COWS</b>								
Good	16303	15%	85%	-	-	-	100%	-
Bad	5995	-	-	81%	19%	-	-	100%
Dk	2412	-	-	-	-	100%	-	-
<b>RATING OF THE WELFARE OF THE PIGS</b>								
Good	10979	18%	74%	7%	1%	1%	92%	7%
Bad	10720	4%	47%	37%	10%	3%	50%	47%
Dk	3010	3%	24%	4%	0%	69%	27%	4%
<b>WHEN YOU BUY EGGS, THEY MOSTLY COME FROM HENS KEPT...</b>								
In cage	3927	10%	59%	20%	5%	5%	69%	25%
Indoor non-caged	2512	10%	60%	21%	4%	5%	70%	26%
Outside	9445	11%	60%	18%	5%	7%	71%	23%
Don't buy eggs	1938	12%	50%	19%	6%	13%	62%	25%
Do not pay attention	4345	8%	54%	21%	3%	14%	63%	23%
<b>ACCEPTED PRICE INCREASED</b>								
Any	8383	11%	55%	17%	4%	12%	67%	22%
From 5 to 10%	11453	9%	58%	21%	4%	8%	67%	25%
25% and more	2673	8%	57%	23%	8%	4%	65%	31%



Q8.3 In general, how would you rate the welfare/protection of the following farmed animals?

Pigs (producing meat)

	TOTAL	Very good	Fairly good	Fairly bad	Very bad	DK	Good	Bad
EU25	24709	5%	40%	33%	11%	12%	44%	43%
BE	1032	5%	41%	37%	12%	5%	46%	49%
DK	1030	4%	30%	42%	21%	2%	34%	63%
D-W	1024	4%	38%	40%	11%	8%	42%	51%
DE	1532	4%	39%	40%	10%	7%	43%	50%
D-E	508	3%	44%	38%	8%	6%	47%	47%
EL	1000	2%	26%	40%	17%	15%	28%	57%
ES	1002	6%	40%	26%	10%	18%	46%	36%
FR	1013	5%	30%	39%	15%	11%	35%	54%
IE	997	6%	35%	24%	8%	27%	41%	32%
IT	1024	5%	46%	26%	10%	11%	52%	37%
LU	509	11%	39%	28%	13%	10%	50%	40%
NL	1030	4%	33%	42%	18%	4%	36%	60%
AT	1062	7%	36%	37%	13%	7%	43%	50%
PT	991	4%	28%	38%	9%	22%	32%	46%
FI	1002	6%	55%	31%	6%	2%	62%	36%
SE	1048	6%	43%	37%	11%	3%	49%	48%
UK	1322	6%	45%	21%	6%	22%	51%	27%
CY	502	4%	37%	28%	8%	23%	42%	36%
CZ	1028	3%	46%	37%	8%	5%	50%	45%
EE	995	6%	53%	15%	2%	24%	59%	17%
HU	998	4%	37%	40%	12%	7%	41%	52%
LV	1023	3%	39%	21%	4%	33%	42%	25%
LT	1002	5%	50%	18%	2%	26%	54%	19%
MT	500	17%	45%	19%	4%	16%	62%	22%
PL	1000	3%	44%	34%	7%	12%	47%	41%
SK	1042	1%	29%	47%	15%	8%	30%	62%
SI	1025	7%	49%	30%	8%	5%	56%	38%

**Q8.3 In general, how would you rate the welfare/protection of the following farmed animals?**

Pigs (producing meat)

	<b>TOTAL</b>	<b>Very good</b>	<b>Fairly good</b>	<b>Fairly bad</b>	<b>Very bad</b>	<b>DK</b>	<b>Good</b>	<b>Bad</b>
EU25	24709	5%	40%	33%	11%	12%	44%	43%
<b>SEX</b>								
Male	11916	5%	42%	32%	10%	12%	47%	42%
Female	12793	4%	38%	33%	12%	13%	42%	45%
<b>AGE</b>								
15-24	3766	3%	37%	36%	11%	13%	40%	47%
25-39	6559	4%	38%	34%	10%	13%	43%	44%
40-54	6317	5%	40%	33%	12%	10%	46%	44%
55 +	8058	5%	42%	31%	9%	13%	47%	40%
<b>EDUCATION (End of)</b>								
15	6181	7%	44%	27%	10%	13%	50%	37%
16-19	9916	5%	41%	32%	10%	12%	46%	42%
20+	5821	3%	35%	38%	12%	11%	39%	50%
Still Studying	2384	3%	33%	40%	11%	13%	36%	51%
<b>HOUSEHOLD COMPOSITION</b>								
1	4440	5%	39%	30%	12%	14%	44%	42%
2	7890	5%	40%	33%	10%	11%	45%	44%
3	4753	5%	41%	32%	11%	11%	46%	43%
4+	7626	5%	38%	34%	10%	13%	43%	44%
<b>PLACE OF BIRTH</b>								
Surveyed country	23275	5%	40%	33%	11%	12%	44%	44%
EU	620	4%	38%	35%	11%	11%	43%	46%
Europe outside EU	312	4%	44%	26%	9%	17%	48%	35%
Outside Europe	475	4%	39%	26%	9%	22%	43%	35%
<b>PARENT'S BIRTH</b>								
2 born country	22083	5%	40%	33%	10%	12%	45%	43%
1 country EU	772	3%	36%	38%	13%	9%	39%	52%
2EU	665	4%	38%	35%	11%	12%	42%	46%
At least 1 outside EU	1116	3%	37%	30%	12%	19%	40%	42%
<b>LEFT-RIGHT SCALE</b>								
(1-4) Left	6579	4%	35%	39%	14%	9%	38%	53%
(5-6) Centre	8480	5%	42%	32%	10%	12%	47%	41%
(7-10) Right	4368	6%	43%	33%	9%	8%	49%	42%
<b>RESPONDANT OCCUPATION SCALE</b>								
Self- employed	2062	7%	40%	33%	10%	10%	47%	43%
Managers	2459	4%	38%	35%	12%	11%	41%	47%
Other white collars	2799	4%	38%	35%	12%	11%	42%	47%
Manual workers	4990	5%	42%	31%	10%	12%	47%	42%
House persons	2459	5%	40%	28%	10%	16%	46%	38%
Unemployed	1520	5%	37%	30%	12%	15%	42%	43%
Retired	6035	5%	42%	32%	9%	12%	47%	41%
Students	2384	3%	33%	40%	11%	13%	36%	51%
<b>SUBJECTIVE URBANISATION</b>								
Rural village	8557	6%	42%	32%	10%	11%	48%	42%
Small/ mid size town	10268	4%	40%	33%	11%	12%	44%	43%
Large town	5855	4%	36%	34%	11%	15%	40%	46%

**Q8.3 In general, how would you rate the welfare/protection of the following farmed animals?**

Pigs (producing meat)

	TOTAL	Very good	Fairly good	Fairly bad	Very bad	DK	Good	Bad
EU25	24709	5%	40%	33%	11%	12%	44%	43%
<b>RESPONSIBLE FOR FOOD PURCHASE</b>								
Always/ Often	17737	5%	40%	33%	11%	12%	45%	44%
Some-times	3489	5%	41%	33%	10%	10%	46%	44%
Hardly ever/ Never	3463	5%	36%	33%	9%	17%	41%	41%
<b>EAT MEAT</b>								
1-3 times a week	10754	5%	41%	31%	11%	13%	46%	42%
At least 4 times a week	13452	5%	39%	35%	10%	12%	44%	44%
Never	427	3%	26%	30%	26%	16%	29%	56%
<b>PURCHASE MEAT THINKING ABOUT ANIMAL WELFARE</b>								
Most/ Some of the time	10707	5%	39%	35%	13%	8%	43%	48%
Very rarely/ Never	12785	5%	41%	31%	9%	14%	46%	40%
Never purchase meat	1050	4%	32%	30%	11%	24%	36%	40%
<b>HAS ALREADY VISITED A FARM WHICH REARS ANIMALS</b>								
More than 3 times	9731	6%	42%	34%	11%	8%	48%	44%
1 to 3 times	7299	5%	41%	33%	11%	10%	46%	44%
No	7553	3%	35%	31%	10%	19%	39%	42%
Dk	126	3%	28%	23%	11%	35%	31%	34%
<b>FARM ANIMALS FOR WHICH THE WELFARE SHOULD BE IMPROVED THE MOST</b>								
Laying hens	10965	4%	40%	38%	11%	7%	43%	49%
Broilers (meat)	10452	4%	40%	37%	11%	8%	44%	48%
Pigs	7032	3%	24%	48%	19%	5%	27%	68%
Dairy cows	4106	3%	43%	32%	12%	10%	46%	44%
Beef cattle	4394	5%	39%	35%	12%	9%	44%	47%
<b>IDENTIFICATION OF PRODUCTION SYSTEM ON THE LABEL</b>								
Yes	10596	5%	42%	33%	10%	9%	48%	44%
No very rarely	4606	3%	39%	37%	10%	10%	43%	47%
No never	7888	5%	37%	32%	12%	14%	42%	44%
Dk	1619	6%	33%	23%	6%	31%	40%	29%
<b>IMPACT OF SELECTIVE PURCHASES ON ANIMAL WELFARE</b>								
Yes	18242	5%	40%	34%	11%	10%	44%	45%
No	4653	5%	41%	33%	10%	10%	47%	43%
Dk	1815	4%	33%	19%	7%	37%	38%	26%
<b>RATING OF THE WELFARE OF THE LAYING HENS</b>								
Good	8065	12%	66%	16%	2%	5%	77%	18%
Bad	14299	1%	30%	46%	17%	5%	32%	63%
Dk	2344	2%	8%	7%	1%	82%	10%	8%
<b>RATING OF THE WELFARE OF THE DAIRY COWS</b>								
Good	16303	7%	55%	28%	6%	5%	62%	33%
Bad	5995	0%	13%	57%	27%	2%	13%	84%
Dk	2412	0%	3%	8%	3%	86%	3%	11%
<b>RATING OF THE WELFARE OF THE PIGS</b>								
Good	10979	11%	89%	-	-	-	100%	-
Bad	10720	-	-	76%	24%	-	-	100%
Dk	3010	-	-	-	-	100%	-	-
<b>WHEN YOU BUY EGGS, THEY MOSTLY COME FROM HENS KEPT...</b>								
In cage	3927	5%	41%	36%	11%	7%	46%	47%
Indoor non-caged	2512	3%	42%	37%	10%	7%	46%	47%
Outside	9445	5%	40%	34%	12%	9%	44%	46%
Don't buy eggs	1938	6%	38%	31%	10%	14%	45%	41%
Do not pay attention	4345	5%	43%	29%	7%	16%	48%	36%
<b>ACCEPTED PRICE INCREASED</b>								
Any	8383	7%	43%	27%	9%	14%	50%	36%
From 5 to 10%	11453	4%	40%	36%	10%	10%	44%	46%
25% and more	2673	3%	30%	41%	20%	7%	32%	61%

Q9 When you buy eggs do they mostly come from hens kept...?

	TOTAL	in battery cage production systems	in other caged production systems (cages with a perch, dust-bath and nest, etc.)	in non-caged indoor systems (barns, etc.)	in free-range systems or outside	I don't buy hens' eggs (SPONTANEOUS)	I do not pay attention to the type of system (SPONTANEOUS)	DK
EU25	24709	11%	5%	10%	38%	8%	18%	10%
BE	1032	13%	3%	6%	50%	9%	18%	2%
DK	1030	7%	3%	24%	51%	4%	9%	3%
D-W	1024	6%	2%	21%	53%	4%	12%	2%
DE	1532	7%	2%	20%	51%	5%	13%	2%
D-E	508	10%	2%	18%	43%	8%	16%	3%
EL	1000	4%	5%	4%	34%	20%	21%	12%
ES	1002	9%	8%	11%	12%	7%	24%	28%
FR	1013	29%	6%	4%	40%	6%	11%	4%
IE	997	9%	1%	2%	41%	11%	20%	15%
IT	1024	11%	12%	10%	22%	8%	23%	14%
LU	509	6%	3%	6%	61%	7%	11%	6%
NL	1030	5%	5%	29%	40%	3%	9%	8%
AT	1062	1%	3%	6%	60%	8%	16%	7%
PT	991	17%	6%	2%	21%	24%	22%	8%
FI	1002	26%	6%	8%	23%	4%	26%	6%
SE	1048	7%	4%	7%	63%	1%	8%	11%
UK	1322	7%	2%	5%	61%	5%	14%	6%
CY	502	16%	3%	3%	46%	5%	10%	17%
CZ	1028	14%	2%	5%	14%	16%	24%	25%
EE	995	7%	10%	8%	26%	7%	28%	14%
HU	998	2%	2%	4%	32%	21%	20%	18%
LV	1023	24%	9%	3%	9%	9%	23%	23%
LT	1002	23%	14%	8%	18%	8%	2%	28%
MT	500	24%	5%	10%	13%	10%	11%	27%
PL	1000	4%	2%	6%	38%	11%	27%	12%
SK	1042	19%	3%	11%	12%	18%	27%	10%
SI	1025	10%	4%	12%	36%	16%	17%	5%

Q9 When you buy eggs do they mostly come from hens kept...?

	TOTAL	in battery cage production systems	in other caged production systems (cages with a perch, dust-bath and nest, etc.)	in non-caged indoor systems (barns, etc.)	in free-range systems or outside	I don't buy hens' eggs (SPONTANEOUS)	I do not pay attention to the type of system (SPONTANEOUS)	DK
EU25	24709	11%	5%	10%	38%	8%	18%	10%
<b>SEX</b>								
Male	11916	12%	6%	10%	34%	9%	18%	11%
Female	12793	10%	4%	10%	43%	6%	17%	10%
<b>AGE</b>								
15-24	3766	11%	5%	8%	32%	14%	18%	13%
25-39	6559	13%	6%	9%	36%	6%	19%	11%
40-54	6317	12%	5%	11%	39%	6%	18%	9%
55 +	8058	9%	5%	11%	42%	8%	16%	9%
<b>EDUCATION (End of)</b>								
15	6181	9%	6%	11%	36%	10%	18%	11%
16-19	9916	11%	5%	10%	40%	7%	18%	10%
20+	5821	13%	5%	11%	41%	5%	16%	9%
Still Studying	2384	10%	5%	9%	33%	14%	16%	12%
<b>HOUSEHOLD COMPOSITION</b>								
1	4440	10%	4%	10%	40%	6%	20%	9%
2	7890	10%	5%	11%	40%	8%	16%	10%
3	4753	12%	5%	11%	35%	9%	18%	11%
4+	7626	11%	5%	9%	37%	8%	18%	11%
<b>PLACE OF BIRTH</b>								
Surveyed country	23275	11%	5%	10%	38%	8%	17%	10%
EU	620	14%	4%	12%	41%	6%	17%	6%
Europe outside EU	312	15%	3%	9%	35%	4%	25%	8%
Outside Europe	475	15%	4%	6%	39%	4%	24%	8%
<b>PARENT'S BIRTH</b>								
2 born country	22083	10%	5%	10%	38%	8%	18%	10%
1 country EU	772	14%	7%	9%	43%	6%	13%	8%
2EU	665	12%	4%	11%	46%	5%	17%	4%
At least 1 outside EU	1116	14%	5%	8%	36%	5%	21%	11%
<b>LEFT-RIGHT SCALE</b>								
(1-4) Left	6579	12%	6%	12%	40%	6%	15%	10%
(5-6) Centre	8480	11%	5%	10%	41%	7%	17%	9%
(7-10) Right	4368	12%	5%	12%	38%	8%	16%	9%
<b>RESPONDANT OCCUPATION SCALE</b>								
Self- employed	2062	10%	8%	8%	39%	10%	14%	11%
Managers	2459	11%	5%	12%	45%	5%	14%	8%
Other white collars	2799	13%	5%	10%	36%	6%	19%	11%
Manual workers	4990	14%	5%	10%	36%	7%	19%	10%
House persons	2459	9%	6%	11%	36%	4%	21%	13%
Unemployed	1520	11%	5%	10%	34%	9%	19%	12%
Retired	6035	8%	4%	11%	43%	9%	16%	9%
Students	2384	10%	5%	9%	33%	14%	16%	12%
<b>SUBJECTIVE URBANISATION</b>								
Rural village	8557	10%	4%	10%	43%	12%	13%	8%
Small/ mid size town	10268	12%	6%	10%	35%	6%	18%	11%
Large town	5855	10%	5%	10%	36%	5%	23%	11%

**Q9 When you buy eggs do they mostly come from hens kept...?**

	TOTAL	in battery cage production systems	in other caged production systems (cages with a perch, dust-bath and nest, etc.)	in non-caged indoor systems (barns, etc.)	in free-range systems or outside	I don't buy hens' eggs (SPONTANEOUS)	I do not pay attention to the type of system (SPONTANEOUS)	DK
EU25	24709	11%	5%	10%	38%	8%	18%	10%
<b>RESPONSIBLE FOR FOOD PURCHASE</b>								
Always/ Often	17737	11%	5%	11%	42%	5%	17%	9%
Sometimes	3489	10%	7%	11%	34%	7%	20%	11%
Hardly ever/ Never	3463	9%	4%	6%	25%	23%	17%	15%
<b>EAT MEAT</b>								
1-3 times a week	10754	10%	6%	10%	37%	8%	18%	11%
At least 4 times a week	13452	12%	4%	10%	39%	8%	18%	10%
Never	427	4%	7%	5%	47%	19%	10%	8%
<b>PURCHASE MEAT THINKING ABOUT ANIMAL WELFARE</b>								
Most/ Some of the time	10707	10%	6%	12%	49%	5%	10%	7%
Very rarely/ Never	12785	12%	5%	9%	31%	7%	25%	12%
Never purchase meat	1050	2%	3%	5%	21%	44%	9%	16%
<b>HAS ALREADY VISITED A FARM WHICH REARS ANIMALS</b>								
More than 3 times	9731	10%	4%	11%	47%	8%	13%	7%
1 to 3 times	7299	12%	8%	12%	36%	6%	17%	9%
No	7553	11%	4%	7%	29%	9%	25%	15%
Dk	126	3%	3%	10%	31%	4%	15%	34%
<b>FARM ANIMALS FOR WHICH THE WELFARE SHOULD BE IMPROVED THE MOST</b>								
Laying hens	10965	12%	4%	12%	44%	7%	15%	7%
Broilers (meat)	10452	12%	5%	10%	43%	7%	16%	8%
Pigs	7032	11%	5%	12%	41%	7%	16%	8%
Dairy cows	4106	12%	6%	9%	35%	10%	19%	10%
Beef cattle	4394	12%	5%	9%	37%	8%	19%	10%
<b>IDENTIFICATION OF PRODUCTION SYSTEM ON THE LABEL</b>								
Yes	10596	10%	6%	14%	51%	4%	10%	5%
No very rarely	4606	13%	6%	10%	33%	6%	20%	11%
No never	7888	12%	4%	6%	27%	9%	27%	15%
Dk	1619	4%	4%	5%	20%	30%	15%	22%
<b>IMPACT OF SELECTIVE PURCHASES ON ANIMAL WELFARE</b>								
Yes	18242	11%	5%	10%	41%	7%	15%	10%
No	4653	12%	5%	11%	32%	9%	23%	8%
Dk	1815	7%	3%	6%	21%	15%	26%	22%
<b>RATING OF THE WELFARE OF THE LAYING HENS</b>								
Good	8065	9%	8%	10%	35%	8%	20%	10%
Bad	14299	13%	4%	11%	43%	7%	14%	8%
Dk	2344	6%	3%	6%	22%	11%	27%	26%
<b>RATING OF THE WELFARE OF THE DAIRY COWS</b>								
Good	16303	11%	6%	11%	41%	7%	17%	7%
Bad	5995	12%	5%	11%	36%	8%	17%	12%
Dk	2412	6%	3%	5%	26%	10%	25%	25%
<b>RATING OF THE WELFARE OF THE PIGS</b>								
Good	10979	10%	6%	10%	38%	8%	19%	8%
Bad	10720	13%	5%	11%	41%	7%	15%	9%
Dk	3010	6%	3%	6%	30%	9%	24%	23%
<b>WHEN YOU BUY EGGS, THEY MOSTLY COME FROM HENS KEPT...</b>								
In cage	3927	68%	32%	-	-	-	-	-
Indoor non-caged	2512	-	-	100%	-	-	-	-
Outside	9445	-	-	-	100%	-	-	-
Don't buy eggs	1938	-	-	-	-	100%	-	-
Do not pay attention	4345	-	-	-	-	-	100%	-
<b>ACCEPTED PRICE INCREASED</b>								
Any	8383	12%	5%	7%	29%	8%	26%	12%
From 5 to 10%	11453	12%	6%	13%	42%	4%	14%	9%
25% and more	2673	7%	3%	12%	64%	3%	5%	6%

**Q10 What additional price premium would you be willing to pay for hen's eggs sourced from an animal welfare friendly production system?**

	TOTAL	No additional price premium	An additional 5%	An additional 10%	An additional 25%	More than an additional 25%	DK / not applicable	Additional
EU25	24709	34%	25%	21%	7%	4%	9%	57%
BE	1032	34%	25%	24%	7%	5%	5%	60%
DK	1030	18%	17%	33%	19%	10%	3%	79%
D-W	1024	24%	23%	29%	13%	7%	4%	71%
DE	1532	26%	23%	28%	12%	6%	5%	69%
D-E	508	35%	25%	23%	7%	3%	7%	58%
EL	1000	29%	33%	15%	3%	5%	14%	57%
ES	1002	45%	26%	14%	3%	1%	10%	45%
FR	1013	36%	30%	19%	4%	2%	8%	55%
IE	997	32%	21%	20%	5%	2%	20%	48%
IT	1024	45%	28%	15%	4%	2%	6%	49%
LU	509	18%	18%	31%	14%	5%	14%	67%
NL	1030	22%	24%	30%	11%	8%	6%	72%
AT	1062	19%	26%	27%	9%	5%	14%	67%
PT	991	46%	22%	5%	1%	0%	25%	28%
FI	1002	25%	36%	26%	7%	3%	3%	73%
SE	1048	15%	21%	39%	15%	6%	4%	81%
UK	1322	24%	23%	26%	11%	5%	11%	64%
CY	502	29%	28%	19%	8%	4%	14%	58%
CZ	1028	40%	21%	20%	7%	2%	9%	50%
EE	995	45%	27%	14%	2%	0%	11%	44%
HU	998	57%	16%	12%	3%	2%	10%	34%
LV	1023	45%	29%	14%	2%	1%	10%	45%
LT	1002	53%	25%	6%	1%	1%	14%	33%
MT	500	37%	30%	10%	2%	2%	19%	44%
PL	1000	32%	27%	20%	4%	4%	14%	54%
SK	1042	57%	21%	11%	3%	1%	8%	35%
SI	1025	30%	23%	27%	10%	6%	5%	65%

























